



swimming
wa

Annual Report 2007/08



Swimming WA

Beatty Park, Vincent Street

North Perth WA 6006

PO Box 205, Leederville WA 6903

Telephone 08 9328 4599

Facsimile 08 9227 6089

office@wa.swimming.org.au

www.wa.swimming.org.au



Contents

Office Bearers for the 2007 / 2008 season	4
Executive Director and President's Report	5
Development Report	8
Competitions Report	16
Media Report	24
Records Officer Report	26
Technical Committee Report	29
Country Coordinators Report	30
Registrations	31
Board Report	34
Financial Report	38

Swimming WA Board Members and Life Members for the 2006 / 2007 Season

Board of Management

Jeanette Bailey, President

Jeff Williams, Vice President

Maxine Green, Board Member

Dot Harris, Board Member

Carolyn Prunster, Board Member

Lynette Kapor, Board Member

Wayne De Lacy, ASCTA Delegate

Staff

David Toll, Executive Director

Sue Davis, Accounts Officer

Holly MacNeil, Media and Public Relations

Andrew Ridley Events, Sponsorship and Marketing

Sara Levien, Development Officer

Laura Reid, Development Officer

Meg Jovanovich, Membership Services Officer

Life Members

1925 TW Jones*, 1929 J Cook*, 1936 MD O'Musgrave*, 1940 W Boylan*, 1941 AE Middleton*, 1943 TH Goudie* BEM, 1943 JG Whittle*, 1944 AE Blakers*, 1946 CE Newsham*, 1950 WJ Kirkby*, 1951 R Bestman* BEM, 1951 WF Oats*, 1953 WJ Kestral*, 1955 B Oliver*, 1958 GH Yewers*, 1958 JF Howson OBE JP, 1962 AE Wilson*, 1962 ED Yeldon*, 1968 FW Dawson*, 1968 CA Kanair*, 1972 DM Nordahl MBE*, 1979 RW Bally*, 1979 CN Boys* SM, 1979 JM Shepherd, 1979 DC Watson*, 1981 JF Stephens*, 1981 EJ Symes OAM, 1982 LT Stephens, 1982 AL Moebius*, 1983 TE Brazier, 1984 RA Patching, 1986 SP Bratton, 1986 I W Murray, 1989 CA Lee, 1989 RK Duff, 1994 W de Smedt, 2001 J Collins, 2003 M Jefferson, H Pedretti, 2004 L Arrowsmith, M Gerber, P Prunster, 2006 C Prunster, 2007 J Stonor

Deceased*

Executive Director and President's report

2007 has been an interesting year for Swimming WA. We have experienced some change in the structure of the organisation and in the way we deliver services to members and have enjoyed a period of stability with our staff and the Board.

The new format of conducting the Junior State Championships as a separate event, a resurgence in the interest for the Shell meets and another successful step in building the Indian Ocean All Stars event profile, were the hallmarks of the competitive year. The growth in our open water series was also pleasing with significantly more competitors and better quality races a feature. SWA is poised to add more open water events in 2008 and we hope to see more interstate competitors participating in our series. Membership numbers increased overall and our committees in finance, competition planning, technical and open water contributed significantly to these improvements.

WA competitors performed strongly at the Age Championships but it is fair to say that the number of WA selections in the Olympic Team following the National Championships was disappointing. Fitting acknowledgement is due from the Swimming WA family to Eamon Sullivan, Sally Foster and Travis Nederpelt for making the team. Honourable mentions to Jim Piper, Lara Carroll, Jen Reilly and Adam Lucas who were all unlucky not to be selected. Congratulations also to Jeremy Tidy, Jeremy McClure and Katrina Porter on being selected for the Paralympic Games. Recognition should also go to Grant Stoelwinder and Mel Tantrum on being selected as Australian Team Coaches for the Olympic and Paralympic teams respectively; as well as to Alf Mathews who is the only West Australian attending the games as a Technical official.

A highlight for the year was the induction of the inaugural Hall of Fame. A fantastic function was held at the Sheraton Hotel where 36 people were acknowledged for their contributions to the sport over time. It was a great opportunity for all members to get together and recognize the people and the performances which have made this sport so prominent in Western Australia over more than 80 years.

Swimming WA and WAIS have been working very closely together on a review of the high performance area and this is a strong indication that greater performances will result for WA swimmers in the future. SWA Development staff have restructured the development pathway following a review. A coach development pathway has been included in the model which will contribute to the improvement of swimming across the board.

Longstanding relationships with our key partners have ensured the ongoing viability of the organisation. Thank you to Ron Alexander and team at the WA Department of Sport and Recreation, the Hancock Family, Vesna Rendulic at Shell, Neil Guard and team at Healthway, The Water Corporation, Vorgee and Paul Lawrence at Jason Mazda. We have had great new partnerships with 96FM for the open water series and Touched by Angels who assisted with the swimmer of the year function.

Despite the cost of running our first television advertisement, the organisation will report a small profit for the year. The Organisation grows in strength and we are looking forward to developing additional avenues of cash flow for the future.

The time given through our volunteers including our Board and Committee Members is invaluable and is the basis for our success. Thank you to the Board for their resolute approach to providing good clear policy and direction for all members to follow and for observing best practice in terms of the way business is conducted. All directors have been solid contributors across the year and the foundation for a well run organisation is in place for the future.

Thank you to the competition planning committee members who have contributed significantly in difficult circumstances towards forward planning of events and enabling the advanced publication of an events schedule for all members.

Open water swimming was mentioned earlier and the work done by the committee has been greatly appreciated. Technical officials report they have never been happier nor working more co-operatively than this year. We have seen new members, job rotations and a clear direction from the committee setting the standards of improvement and it is very much appreciated. And of course the finance committee have been fantastic in assisting with the operation of Swimming WA. Thanks to Garry Williams, Ryan Arblaster and John McNaught.

The staff continue to work hard at providing opportunity for swimmers and have contributed significantly to an improved culture in the sport in WA. Our events have improved out of sight in terms of the planning, the look and the scheduling. We still have a long way to go in this area and have some great initiatives for 2009 already in place. Membership services have improved and I think anyone who has used the swim on line data base will be appreciative of the work done by Sue and Meg in making it easier to understand. Media representation has increased in a difficult market and the content of the website has improved. Again, we will be introducing some new aspects for members in 2009. Our development of Go Club, JX and SWD programs has advanced and we are seeing some positive results in terms of participation. Thank you to all staff members who have contributed to the efficient and effective operation of the office and our programs. We still have much to do but are on the right track.

Whilst we did not achieve all of our objectives for the year, the signs are positive for the future. A number of strategies have been introduced through the Board and are being pursued enthusiastically. Swimming WA will continue to build and grow stronger and we look for improved performance across all areas of our organisation in the 2008/09 year.

David Toll
Executive Director

Jeanette Bailey
President



Development Report

Coaching Accreditation

Green License

Upon advisement from the Coach Accreditation Review Committee, Swimming Australia decided not to re-register the Green Coaching course with the National Coach Accreditation Scheme (NCAS) administered by the Australian Sports Commission.

The link between learn to swim instruction and junior swimming coaching is recognized as an essential part of the coach development pathway therefore Swimming Australia transferred the Green course content to ASCTA who re-named the accreditation title to Junior Squad & Assistant Coach.

Swimming WA conducted two Junior Squad and Assistant Coaching Accreditation Courses in the Metropolitan Area throughout the 2007/08 season. In total 48 Candidates attended, with 49 Candidates completed full accreditation over the year.

Bronze License

Swimming WA conducted two Bronze License Courses with 26 candidates attending. Swimming WA issued full accreditation to eight Bronze License candidates over the year.

Coach Education / Development

In 2007 Swimming WA and ASCTA WA signed a 'memorandum of understanding' which enabled the joint branding and organisation of development activities for all Swimming WA coaches.

Development Opportunities provided in 2007/08 were as follows:

- 2007 Development Squad Camp – 11 Coaches attended
- 2007 Swimming WA / ASCTA WA Coaches Annual Conference – 52 Coaches attended. Key Presenters Leigh Nugent and Roger Fitzgerald
- DSR Regional Academy of Sport 'Specialist Development Activity' 6 Coaches attended
- 2008 Flippers State Youth Squad Camp – 22 Coaches attended
- Swimming WA / ASCTA Leigh Nugent Presentation – 'Requirements to be an Effective High Performance Coach' – 21 Coaches attended
- 2008 Swimming WA National Age Qualifiers Function – 32 Coaches acknowledged

Regional Development Clinics

Swimming WA conducted seven regional development clinics which included a High Performance Coaching Clinic, Junior / Senior SunSmart Coaching Clinic and an Officiating Course for every region.

Regions - Southwest – Bunbury
 Wheatbelt – Northam
 Great Southern – Narrogin

Midwest – Geraldton
Goldfields – Kalgoorlie
Gascoyne – Exmouth
Kimberley – Broome

High Performance – 104 Athletes
Junior / Senior SunSmart Clinic – 243 Athletes
Officiating – 54 Candidates
Coach Education – 48 Coaches

Performance Squads

Flippers Squad Camp

Swimming WA and National Youth Coach Leigh Nugent conducted a highly successful “Open Camp,” over two weekends with 21 athletes and 22 coaches attending.

Presenters included:

- WAIS and Psychologist –Matt Burgen (WAIS)
- Andrew Lyttle –Biomechanics (WAIS)
- ASADA – Jan Stevens
- Physiology – Dr. Karen Wallman (UWA)
- Nutrition – Gemma Quayle (Arena)
- Rodger Fitzgerald – Physiotherapist, Telstra Dolphins
- Brett Slocombe – Cottesloe Sports

Age Development Squad Camp

Swimming WA conducted the 2007 State Development Squad camp in Perth, Oct 5 -7 2008.

Venue: UWA Human Movement Department

Accommodation: Trade Winds Hotel, Fremantle

Attended:

- Mentor Coach – Bernie Mulroy
- Head Coach – Paul Birch
- 45 Athletes
- 6 coaches
- 2 careers
- 2 development officers attended a 4 day camp

Presenters:

- Relaxation – Luana Main (UWA)
- Nutrition – Gemma Quayle
- Mental Preparation – Sharrie Carter (ECU)
- Core Stability – Mark Finucane (Cottesloe Sports)

Regional Academy of Sports

Swimming WA selected 23 DSR Regional Academy of Sport athletes in a two tiered structure for both athlete and coach with 12 scholarship holders, eight squad members and eight coaches selected.

Swimming WA provided a highly successful “Specialist Development Activity” for Academy athletes and coaches. Athletes nominated two strokes to be filmed underwater by Bio-mechanist Jay Davies; the footage was then displayed on pool deck using the WAIS immediate swimming feedback system allowing the benefit of feedback for Athlete and Coach. The participating coaches had the opportunity to view the footage of their athletes and gain the knowledge of stroke correction and efficiency which would assist them with their programming in preparation leading up to the 2008 Australian Age National Championship April 2008.

The 2007/08 DSR Regional Academy of Sport athlete performance results were as follows:

- 7 Athletes qualifying and attending 2008 Australian Age Championships – April 08
- 2 Athletes achieving medal performances at the 2008 Australian Age Championships – April 08
- 2 Athletes qualifying and attending 2008 Open Water Championships – April 08
- 3 Athletes selected into the 2008/09 Flippers State Youth Squad.

Junior Excellence Program (JX)

2007/2008 marked the second year of Swimming WA running the Swimming Australia Junior Excellence Program (JX). In 2007/08 the program was expanded to include Open Water Swimming and Swimmers with a Disability. The JX program recognises swimmers aged 9 to 13 in a tiered standard of green, bronze, silver, gold and gold star depending on times achieved during the season. Swimming WA had over 850 swimmers recognised in the JX Program each of whom received a JX Swim pack.

Go Club Coach and Go Club Administration Workshops

Swimming WA conducted eight GO Club Coach Workshops and seven GO Club Administrator Workshops between October 2007 and March 2008. A total of 129 participants attended the workshops. Of those that attended 87 attended the GO Club Coach Workshops and 42 attended the GO Club Administration Workshops.

Go Swim

This year Swimming WA distributed over 500 GO Swim packs to new swimming club members under the age of 12 years.

Swimmers With a Disability (SWD)

During the 2007/08 season Swimming WA classified a total of eight swimmers with a disability across the five disability areas: Functional, Intellectual, Hearing Impaired, Vision Impaired and Transplant.

Of the eight swimmers classified, four were classified at Swimming WA Classification Days. Swimming WA conducted one Functional Classification Day during the year which involved volunteer medical and technical classifiers assessing the Swimmers and allocating them with a classification. The ultimate purpose of a classification is to provide an opportunity for the vast array of disabilities to compete in a category of similar ability; once a swimmer is classified they are able to compete in Swimming WA and Swimming Australia events.

In 2007/08 a total of six swimmers were selected for the Swimming WA Swimmers with a Disability Squad. The squad was selected based on performances at the 2007 Telstra Australian Open Championships and the 2007 SunSmart State Open Championships. Of the six swimmers in the squad, four attended the Swimming WA Development Squad Camp in Perth where Wendy Ross, Paralympic Program Development Officer from Swimming Australia attended the camp acting as a mentor for the squad.

Additionally, in May 2008 Swimming WA conducted a 'Swimmers with Disability Swim Session' for any registered SWD member of Swimming WA to come along and participate in a session conducted by Wendy Ross, Paralympic Program Development Officer from Swimming Australia. A total of eight swimmers, one coach and Paralympian Jeremy Tidy attended the session.

Shell Novice Swim Meets

Swimming WA conducted its annual Shell Novice Swim Meets for the 2007/08 season. This year represented 42 years of partnerships between Shell and Swimming WA. During the 2007/08 season, 13 swimming clubs hosted a Shell Novice Swim Meet, seven of these were in the Metropolitan Area and another 6 were held in Regional Areas. A total of 489 swimmers entered a Shell Novice Swim Meet with a total of 1477 entries.

This year Swimming WA conducted a Shell Novice Final Swim Meet. The results from all the club based Shell meets were combined and the top 10 swimmers (8 swimmers and 2 reserves) from each event were invited to participate in the Swimming WA Shell Novice Final Swim Meet at Joondalup Arena. Over 260 swimmers were invited to the Swimming WA Shell Final Swim Meet each of who received Shell Finalist swim cap for their efforts and medals were awarded to those who finished in the top three of each event.

Swimming WA offered four prizes of \$500 to encourage participation of swimmers and recruitment opportunities for clubs. The following prizes were awarded:

Category One: \$500.00 prize for the Host Club with the most participants who enter their Shell Novice Swim Meet

Winner: Thornlie Swim Club

Category Two: \$500.00 prize for the Host Club who recruits the highest percentage of new members as a result of conducting a Shell Novice Swim Meet

Winner: Breakers Swim Club

Category Three: \$500.00 prize for the School who has the most Participants enter a Shell Novice Swim Meet

Winner: Bunbury Cathedral Grammar School

Category Four: \$500.00 prize for the Swim School who enters the most participants into a Shell Novice Swim Meet

Winner: Carine Glades Swim & Health Centre

Schools and Colleges Relays

Twenty-eight schools competed at the 2008 Schools and Colleges Relays held on Sunday, 24th February 2008 at Challenge Stadium. Swimming WA's Schools & Colleges Relays continues to provide an opportunity for both government and private schools to compete against each other in a top quality competition. Over 550 meet entries were received for the Schools and Colleges Relays this year.

The Primary Schools division adopted modified rules, no scores were kept and no disqualifications were made providing primary school participants with the opportunity to compete in a fun, relaxed meet. Full FINA rules applied in the afternoon session and the competition between schools was fierce.

Summary of Results

2008 Champion Boys' School Cup Winner

Christ Church Grammar School

2008 Champion Girls' School Cup Winner

Joint winners

Iona Presentation College & Penhros College

2008 Pop Agnew Memorial Trophy (Open 6 x 50m Boys' Freestyle Relay)

Christ Church Grammar School

2008 McClements / Watson Trophy (Open 6 x 50m Girls' Freestyle Relay)

Iona Presentation College

National Youth Program

WA National Flippers Squad Members

Females

Name	Age	Club	Coach
Kasey O'Connell	13	Arena	Rod Bonsack
Jessica Mitchell	15	West Coast	Mel Tantrum
Rebecca Blevins	15	West Coast	Mel Tantrum

Males

Name	Age	Club	Coach
Christian Halliley	15	All Saints	Tom Stachewicz
Tommaso D'Orsogna	16	West Coast	Mel Tantrum

WA State Flippers Squad Members

Females

Name	Age	Club	Coach
Brooke Wilson	13	West Coast	Mel Tantrum
Rhiannon Dielesen	14	Arena	Rod Bonsack
Claudia Etherington	14	Fremantle Port	Simon Redmond
Gianna Leone	14	West Coast	Mel Tantrum
Kirstie Briggs	15	West Coast	Mel Tantrum
Merindah Dingjan	16	Southside Penhros Wesley	Nic Watkins
Blair Evans	16	City of Perth	Matt Magee

Males

Name	Age	Club	Coach
Peter D'Agostino	13	Western Sprint	Dion Mephram
Ross Briggs	13	West Coast	Mel Tantrum
Nicholas Mayer	13	Applecross	Kareena Preston
Cooper Rogers	13	City of Perth	Matt Magee
Jake Smith-Wright	13	Albany	Phil McKechnie
Harry Jovanovich	15	West Coast	Mel Tantrum
Alex Taylor	15	Southside Penhros Wesley	Alisha Gilbert
Kendall Ruthven	16	Central Aquatic	Wayne De Lacy
Jeremy Stock	16	West Coast	Mel Tantrum

Rising Stars Age Development Squad

Girls

Name	Age	Club	Coach
Laura Halden	13	All Saints	Tom Stachewicz
Brielle Jarrett	13	Fremantle Port	Simon Redmond
Samantha Szokolai	14	Arena	Rod Bonsack
Emily Balcombe	14	Southside Penhros Wesley	Nic Watkins
Melissa Ray	14	Fremantle Port	Simon Redmond
Sigrid Devries	14	Riverton Blue Marlins	Peta Goodsell
Takara Rogers	15	City of Perth	Matt Magee
Georgina Powers	15	UWA Uniswim	Suzette Felton
Olivia Vorster	16	City of Perth	Matt Magee
Kellie Rivers - Malet	17	West Coast	Grant Stoelwinder

Boys

Name	Age	Club	Coach
Alex Schubach	13	West Coast	Chris Jongsma
Luke Pardini	13	Western Sprint	Dion Mephram
Sean Press	13	UWA Uniswim	Suzette Felton
Michael Palleros	14	City of Perth	Matt Magee
Jakeb Norman	14	All Saints	Tom Stachewicz
Miki Yagita	14	City of Perth	Fiona Raven
Daniel Smith	14	Arena	Rod Bonsack
Lyle Campbell	14	Fremantle Port	Simon Redmond
Brian Tay	15	West Coast	Mel Tantrum
William Grierson	15	UWA Uniswim	Suzette Felton
Casey Grice	16	Kalgoorlie	Marie Barnfield
Nathaneal Rueback	16	Rockingham	Roger Bruce
Roury Zitman	16	Kalamunda	Brett Tongue
Matthew Smith	18	City of Perth	Matt Magee
Kris Taylor	18	Southside Penhros Wesley	Nic Watkins

Country Development Squad

Girls


Name	Age	Club	Coach
Adele Schultz	12	Bunbury	Nic Ciffolilli
Kiara Atkins	12	Albany	Phil McKechnie
Richelle Beswick	12	Esperance	Jo Scheer
Brooke Scarle	13	Mandurah	Kerrie Williamson
Chelsea Sanders	13	Mandurah	Gaynar Sanders
Brittany Penn	13	Kalgoorlie	Marie Barnfield
Emma Hancox	13	Geraldton	Konrad Seidl
Natasha Dines	13	Geraldton	Konrad Seidl
Jemma Hawkins	13	Mandurah	Kerrie Williamson
Belinda Spurr	14	Wagin	Stuart Johannson
Alisha Clarke	14	Geraldton	Konrad Seidl
Hayley Hogen - Esch	14	Mandurah	Paul Birch
Morgan Eales	14	Mandurah	Kerrie Williamson
Emily Collins	14	Geraldton	Konrad Seidl
Amy Branson	15	Mandurah	Paul Birch
Adele Clairs	16	Geraldton	Konrad Seidl

Boys


Name	Age	Club	Coach
Liam McKay	13	Kalgoorlie	Marie Barnfield
Bundi Dingjan	14	Mandurah	Paul Birch
Brian Long	15	Kalgoorlie	Marie Barnfield
Joshua Ellett	15	Esperance	Jo Scheer
Allan Dennis	15	Geraldton	Konrad Seidl
Thomas Rodgers	15	GWD	Michael Warnock
Sam Kempton	15	Mandurah	Kerrie Williamson
Jack Castellarin	15	Broome	Toni Smith
Reece Child	16	Albany	Phil McKechnie
Mitchell Evans	16	Kambalda	Vicki Downing
Tristan Richards	16	Mandurah	Paul Birch
Levi North	17	Exmouth	Kristy Stevens

Sara Levien
Development Officer

Laura Reid
Development Officer



SUN SMART



Events & Competitions Report

2008 SunSmart Swimming WA State Championships

Healthway, through the Cancer Council of WA continued their support of the State Championships series in 2007/2008 promoting the SunSmart message.

The championship series incorporates the

- SunSmart State Open Championships
- SunSmart State Age Championships
- SunSmart State Relay Championships

2008 saw the new initiative to combine these events into a six day swimming festival.

The Country and Metropolitan Shields were decided from club points for swimmer placings gained over the championships with Mandurah winning the Country Shield and West Coast the Metropolitan Shield.

Statistics:

Event: 2008 SunSmart Swimming WA State Championships

Venue: Challenge Stadium

Entry Numbers: Athletes - 541 Relay Entries - 230 Individual Entries - 2717

Our thanks go to Healthway for their long term support of swimming in Western Australia.

Hancock Family Medical Foundation State Short Course Championships

The Hancock Family Medical Foundation's generous sponsorship of the State Short Course Championships continued into the 2007 / 2008 season. The partnership between Swimming WA and the Hancock Family Medical Foundation has been in place since 1993 providing participation opportunities and elite pathways throughout the State.

Statistics:

Event: 2008 SunSmart Swimming WA State Championships

Venue: Challenge Stadium

Entry Numbers: Athletes - 541 Relay Entries - 121 Individual Entries - 1778

Event: 2007 Hancock Family Medical Foundation State Age SC Championships

Venue: Challenge Stadium

Entry Numbers: Athletes - 543 Relay Entries - 125 Individual Entries - 2803

Our thanks go to the Hancock Family Medical Foundation and Gina Rinehart for their long term support of swimming in Western Australia.

Swimming WA Country Championships

The 2008 Swimming WA Country Championships provide an opportunity for Country swimming clubs to test their skills against one another.

Statistics:

Event: 2008 Swimming WA Country Championships

Venue: Challenge Stadium

Entry Numbers: Athletes - 292 Individual Entries - 1572

Swimming WA Junior Championships

The 2008 Swimming WA Junior Championships is a new event on the Swimming WA Calendar this season and is WA's highest profile and pinnacle event for junior swimmers.

Statistics:

Event: 2008 SWA Junior Championships

Venue: Challenge Stadium

Entry Numbers: Athletes - 393 Relay Entries - 100 Individual Entries - 995

Swimming WA Sprint Championships

The 2008 Swimming WA Sprint Championships provided swimmers with the opportunity to show their speed in the pool. This event incorporated 50m events that were included as part of the 2008 SunSmart WA Swimming Championships.

Statistics:

Event: 2008 SWA Sprint Championships

Venue: Challenge Stadium

Entry Numbers: Athletes: 736 Individual Entries: 2745

The Water Corporation Open Water Swimming Series

The 2007/08 Water Corporation Open Water Swim Series was hugely successful with the series expanding through increased promotion, partner support and competitor numbers.

2007/2008 Series Information:

Water Corporation OWS Series 1

24 November 2007 @ Sorrento Beach (2.5km, 5km, 10km)

Water Corporation OWS Swim Series 2

2 December 2007 @ Leighton Beach (1.25km, 2.5km, 5km)

Water Corporation OWS Series 3

6 January 2008 @ City Beach (1.25km, 2.5km, 5km)

Water Corporation OWS Series 4

26 January 2008 @ Scarborough Beach (5km)*

27 January 2008 @ Scarborough Beach (10km)*

*Includes Swimming WA State Championships and Swimming Australia Grand Prix Series- 10km includes Rottnest Channel Swim "Rotto Rehearsal"

Statistics:

Event	Venue	Entry Numbers
Water Corporation OWS #1	Sorrento Beach	Athletes: 237
Water Corporation OWS #2	Leighton Beach	Athletes: 204
Water Corporation OWS #3	City Beach	Athletes: 236
Water Corporation OWS #4	Scarborough Beach	Athletes: 283
		Total: 960 athletes

Our thanks go to The Water Corporation for their support of swimming in Western Australia.

2008 Indian Ocean All-Star Challenge

After a successful seven year run as the Aussie Vs Asia All-Star Challenge the event was renamed in 2008 as the Indian Ocean All-Star Challenge with the event open to all countries bordering the Indian Ocean. Seven years on, with an expanded competitor base and with a new name, Swimming WA looks set to continue to grow this event into a major highlight of the WA sporting Calendar.

The Indian Ocean All-Star Challenge is an inclusive program encouraging participation and opportunity for the emerging level of talented swimmers in Western Australia and is an international event which adds profile to the sport in WA.

The event draws international athletes, coaches and supporters to Western Australia to use local facilities and share skills. This event is designed to be both a high quality international event and a development opportunity for the next crop of elite swimmers. The event provides a high standard of competition to WA swimmers without the need to travel.

The Indian Ocean All-Star Challenge held by Swimming WA on the 22-23 of March 2008, saw close to 400 competitors compete for country pride and credibility throughout the two day Easter meet.

Although no African competitors took the opportunity to attend in 2008- interest for the event is growing and 2009 looks set to be bigger and better.

Not to disappoint the meet saw a fantastic display of team spirit, friendly inter-country rivalry and camaraderie. The Aussie Team was sensational reclaiming the title they lost in 2007 with a 1000 point victory over the Asian contingent.

Sponsored by the Department of Sport and Recreation- the event came alive at Challenge Stadium. With the vibrant Aussie and Asian team colours, the March past was a highlight with the athletes taking great pride in marching for their country.

Statistics:

Event: 2008 Indian Ocean All Star Challenge

Venue: Challenge Stadium

Entry Numbers: Athletes - 373 Clubs - 51 Relay Entries - 194 Individual Entries: 2178

2007 WA Swimmer of the Year Awards

WA Swimmer of the Year	Eamon Sullivan
Swimmers Swimmer of the Year	Eamon Sullivan
OWS Swimmer of the Year	Travis Nederpelt
Age Swimmer of the Year	Garth Kates
Junior Swimmer of the Year	Jemma Saxton
SWD Swimmer of the Year	Katrina Porter
President's Award – Swimmer	Alexa de Klerk
President's Award – Non Swimmer	Tony Ball
WA Coach of the Year	Grant Stoelwinder
Technical Official of the Year	Ian Arblaster
Volunteer of the Year	Kaye Bolger
Metropolitan Shield	West Coast
Country Shield	Mandurah
A Division Premiership	West Coast
B Division Premiership	Kalamunda
C Division Premiership	Riverton Blue Marlins
D Division Premiership	Breakers

Swimming WA Trophies

Sir Frank Beaurepaire Trophy	Eamon Sullivan
Old Court Cup	Gianna Leone
Life Members Trophy	Adam Lucas
Nedlands Golf Club Cup	Ina Marleen Holm
Jack Howson Trophy	Alex Taylor
Ray Hammond Trophy	Sally Foster
Hicks Ive Trophy	Eamon Sullivan
Frank Osman Memorial Shield	Lennard Bremer
Bob Bestman (BEM) Trophy	Lennard Bremer
Hancock FMF Perpetual Trophy	Eamon Sullivan
Max Gerber Multi-Disability Championships Award	Katrina Porter
Swimming WA /ASCTA WA Development Coach Award	Nick Watkins

Teams & Squads

Australian Teams 2007/2008 Season

2007 Japan International Swim Meet Squad

Travis Nederpelt

Eamon Sullivan

2007 Mare Nostrum Team

Lara Carroll

Sally Foster

Jennifer Reilly

Eamon Sullivan

2007 USA West Coast Team

Garth Kates

Eamon Sullivan

2007 World Championships Team

Sally Foster

Jennifer Reilly

Adam Lucas

Travis Nederpelt

Jim Piper

Eamon Sullivan

2007 Junior Pan Pacs Team

Bobby Jovanovich

Garth Kates

Australian Squads 2007/2008 Season

Australian Institute of Sport

Sally Foster

Merindah Dingjan

Gold Dolphins Squad

Sally Foster

Adam Lucas

Travis Nederpelt

Jim Piper

Jennifer Reilly

Eamon Sullivan

Jeremy Tidy

Silver Dolphins Squad

Lara Carroll

Katrina Porter

Garth Kates

Jeremy McClure

Bronze Dolphins Squad

Bobby Jovanovich

Western Australian Institute of Sport 2007/2008 Season

Elite Squad

Eamon Sullivan, Jennifer Reilly, Travis Nederpelt, Adam Lucas, Jim Piper, Lara Carroll, Garth Kates, Bobby Jovanovich, Michael Jackson, Corey McIntosh, Rebecca Blevins, Merindah Dingjan, Craig Tucker, Melissa Benson, Steve Neuwert, Amy Lucas, Jeremy McClure, Katrina Porter, Jeremy Tidy.

Development Squad

Rhiannon Dielesen, Christian Halliley, Gianna Leone, Layton Shannos, Tommaso D'Orsogna, Blair Evans, Kacey O'Connell, Kym Jefferies, Jessica Mitchell, Adrian Davini, David Cox, Jarrad Lawford, Rhys Mainstone

National Swimming Competitions

2007 Telstra Australia Short Course Championships – Melbourne

Rebecca Blevins, Kirstie Briggs, Jessica Brown, Lara Carroll, Liam Chittleborough, Adrian Davini, Sigrid de Vries, Caris Dempster, Rhiannon Dielesen, Caitlin Ellingson, Laura Ellwood, Alex Etherington, Claudia Etherington, Blair Evans, Jason Evans, Sally Foster, Sofie Frichot, Casey Grice, Christian Halliley, Michael Jackson, Kymberly Jefferies, Bobby Jovanovich, Harry Jovanovich, Matthew Lenton, Gianna Leone, Adam Lucas, Amy Lucas, Jeremy McClure, Chezz Montesana, David Miller, Jessica Mitchell, Travis Nederpelt, Steve Neuwert, Jackson Norton, Kacey O'Connell, Jim Piper, Katrina Porter, Melissa Ray, Jennifer Reilly, Takara Rogers, Madeline Scott, Stacey Scott, Layton Shannos, Michael Shaw, Scott Sladden, Matthew Smith, Jan Solciansky, Jeremy Stock, Chris Sucipto, Samantha Szokolai, Alex Taylor, Kris Taylor, Jeremy Tidy, Craig Tucker, Kim Valas, Olivia Vorster, Natalie Woolfitt

2008 Telstra Australian LC Swimming Championships - Sydney

Paul Bailey, Melissa Benson, Lara Carroll, Reece Child, Jade Collier, Nicolas Cuthbert, Adrian Davini, Rhiannon Dielesen, Tommaso D'Orsogna, Laura Ellwood, Alex Etherington, Claudia Etherington, Blair Evans, Jason Evans, Sofie Frichot, Heidi Gan, Casey Grice, Emma Hancox, Ina Marleen Holm, Michael Jackson, Brielle Jarrett, Bobby Jovanovich, Garth Kates, Simon Le Couilliard, Leonard Lim, Gianna Leone, Adam Lucas, Amy Lucas, Morgan Maciupa, Jeremy McClure, Chezz Montesana, Jessie Mitchell, Steve Neuwert, Nicole Patterson, Jim Piper, Katrina Porter, Melissa Ray, Jennifer Reilly, Kellie Rivers-Malet, Madeleine Scott, Michael Shaw, Scott Sladden, Mathew Smith, Jeremy Stock, Eamon Sullivan, Kristopher Taylor, Jeremy Tidy, Craig Tucker, Olivia Vorster, Joseph Welstead, Natalie Woodfitt

2008 Australian Open Water Championships

Melissa Benson, David Cox, Nicolas Cuthbert, Jarrad Lawford, James Macfarlan, Rhys Mainstone, Rebecca Mancini, Travis Nederpelt, Takara Rogers, Jenna Ward, Gene Williams.

2008 Australian Age Championships – Brisbane

Toby Ansell, Emily Balcombe, Hannah Barnett, Luke Benoit-Spargo, Rebecca Blevins, Sandon Block, Dylan Bodey, Liam Bodey, Luke Bowling, Lennard Bremer, Kirstie Briggs, Ross Briggs, Pablo Caceres, Lyle Campbell, Scott Carpenter, Harry Child, Liam Chittleborough, Kieran Clancy-Lowe, Taylor Colton, Michael D'Agostino, Peter D'Agostino, Courtney Davies, Mitchell Day, Sigrid de Vries, Rhiannon Dielesen, Merindah Dingjan, Christopher Dombrowsky, Tommaso D'Orsogna, Caitlin Ellingson, Laura Ellwood, Alix Etherington, Claudia Etherington, Blair Evans, Jason Evans, Ryan Evernden, Sofie Frichot, Harrison Garland, Casey Grice, Imogen Grice, William Grierson, Laura Halden, Alicia Hallett, Christian Halliley, Ethan Hamilton, Emma Hancox, Adelaide Hart, Stephanie Hemsworth, Jacob Henderson, Konrad Herewini, Patrick Hoey, Ina Marleen Holm, Nicholas Hutt, Brielle Jarrett, Kimberly Jefferies, Bobby Jovanovich, Harry Jovanovich, Garth Kates, Ryan Kayser, Gianna Leone, Ben Lindsay, Katherine Loughnan, Amy Lucas, Morgan Maciupa, Rhys Mainstone, Jayden Marciano, Sophie Markham, Nicholas Mayer, Alex Mitchell, Jessica Mitchell, MacKenzie Morgan, Lucy Morrison, Jakeb Norman, Kacey O'Connell, Richard O'Hallaran, Luke Pardini, Charmaine Parker, Georgina Powers, Sean Press, Melissa Ray, Cooper Rogers, Takara Rogers, Kendall Ruthven, Chelsea Sanders, Alex Schubach, Adele Schultz, Max Slender, Daniel Smith, William Smith, Jake Smith-Wright, Jan Solciansky, Jessica Spittal, Ryan Steenkamp, Jeremy Stock, Tommy Sucto, Samantha Szokolai, Alex Taylor, Brianna Throssell, Rebecca Turnell, Olivia Vorster, Jenna Ward, Siobhan Wilkins, Brooke Wilson, Heather Woodward.

2008 Australian Age Open Water – Brisbane

Thomas Atanasovski, Thomas Atkin, Danica Bates, Luke Benoit-Spargo, Nicholas Bevan, Derek Broz, Marieke Bruins, Harry Child, Holly Child, Jade Collier, Alana Cooper, Maddison Deakin, Tayla Deakin, Caris Dempster, Bundi Dingjan, Jake Donovan, Marie Duguid, Morgan Eales, Jason Evans, Taryn Frencl, Sofie Frichot, Jasmyne Cannaway, Jessica Greenhalgh, Elliott Grierson, William Grierson, Jemma Hawkins, Trent Jones, Bethan Kendall, Marc Kendall, Jessica Lant, Jarrad Lawford, James Macfarlan, Rhys Mainstone, Rebecca Mancini, Jessica Murray, Amy-Lee O'Connor, Takara Rogers, Brittany Russell, Nicole Sainsbury, Jamie Sturgeon, Jenna Ward, Michelle Ward, Joseph Welstead, Brooke Wilson.

2008 Grand Prix 1 – Canberra

Merindah Dingjan, Sally Foster, Jeremy McClure, Katrina Porter, Jeremy Tidy.

2008 Grand Prix 2 – Sydney

Garth Kates, Jeremy McClure, Katrina Porter, Eamon Sullivan, Jeremy Tidy

Andrew Ridley
Events, Sponsorship & Marketing

Meg Jovanovich
Membership Services



swimming
WA

WATER
CORPORATION

WATER
CORPORATION

SunSmart®

Slip

Slop

Slap

Media Report

Media Coverage

The media coverage for the 2007/2008 season increased from the 2006/2007 period.

	2006/2007	2007/2008
Total by Year	278	550
West by Year	23	108
TV by Year	26	29

Media coverage total by year almost doubled from the 2006/07 season, with local media coverage in the West Australian quadrupling in the 2007/2008 season. Television media remained at a similar coverage level to that of the 2006/07 season.

Television Commercial

May 2008 saw the auditioning of Swimming WA members to be filmed in an advertisement to promote the organisation. 20 members of SWA were selected to participate in the commercial from the 50 who auditioned. The commercial was successfully filmed on June 21st 2008.

Members in the advertisement included:

Shania Eliassen	Christopher Romano	Dylan Botica	Lili Hanna
Peter D'Agostino	Blair Evans	Teneale Colreavy	Ebonee Hanna
Llio Vernon	Bobby Jovanovich	Montana Colreavy	Nikita Mawhirt
Paige Stepanoski	Mitchell Hoare	James Hoey	Rosie Pratarelli
Dino Kapac	Renata Kapac	David Hoey	Eamon Sullivan

The advertisement is to be shown over the period from July to September 2008, including throughout the Olympic Games period; with the aim to increase membership numbers.

Swimmer of the Year Awards

The annual Vorgee WA Swimmer of the Year Awards was held at the Sheraton Hotel on Saturday June 21st 2008. Numbers from last year's event increased exponentially, with over 350 Swimming WA members, family and friends in attendance. This year's awards saw not only the Swimmer of the Year Awards presented, but also the induction of an inaugural Hall of Fame.

Hall of Fame

2008 saw the induction of 36 of Swimming WA's past and present elite athletes and coaches into the inaugural Swimming WA Hall of Fame. These individuals all excelled as either Olympic or Commonwealth Games medalists; or as Australian Team Coaches for the Olympic Games, Commonwealth Games, Pan Pacific Championships or World Championships.

All were inducted into the Hall of Fame at the 2008 Swimmer of the Year Awards. The following were recipients of this honour:

Percy Oliver	John Kulasalu	Rachel Harris
Ernest Hobbs	Peter Evans	Julia Greville
Dorothy Green	Neil Brooks	William Kirby
Evelyn de Lacy	Barry Armstrong	Todd Pearson
Sir Garrick Agnew	Sarah Thorpe	Antony Matkovich
Kevin O'Halloran	Tom Stachewicz	Kevin Duff
David Dickson	Kingsley Bugarin	Lester Watkins
Elizabeth Edmondson	Nicole Redford	Gerry Stachewicz
John Ryan	Ian Brown	Bernie Mulroy
Lynne Watson	Shelley Taylor-Smith	Roger Bruce
Lyn McClements	Priya Cooper	Simon Redmond
Ross Patterson	Helen Denman	Grant Stoelwinder

All recipients were presented with a Hall of Fame medallion keepsake upon their induction.

National Olympic Day

National Olympic Day saw two Swimming WA Olympians visit metropolitan primary schools as a part of a Swimming WA school promotion that was organized with permission from the Western Australian Olympic Council.

Jim Piper visited Beaumaris Primary School (Ocean Reef) where he talked to approximately 200 year 4 and 5 students.

Lara Carroll visited Samson Primary School (Samson) where she spoke to approximately 100 year 6 students.

Holly MacNeil

Media and Public Relations

Records Report

During the past season a total of 499 records were broken during the 2007 / 2008 season compared to the 821 (remember 327 were set during the Australian Age held in Perth last year) for the 2006 / 2007 season.

The top 5 record breaking clubs were West Coast (121), Arena (37), Aqua Attack (26), Aquajets (25) then Southside Penhros Wesley with (19). There were a total of 11 clubs whose members broke records.

The top 5 female record breakers were Hazel Son AQJ and Kacey O'Connell ARE with (19) each, Sally Foster CAQ and Rhiannon Dielesen ARE with (18) each, followed by Merindah Dingjan SSW (16). There were a total of 7 local female record breakers.

The top 5 male record breakers were Eamon Sullivan WES (31), Lennard Bremer AAA (16), Tommaso D'Orsogna WES (10), Garth Kates WES and Christian Halliley AST both with (9) each. There were a total of 16 local male record breakers.

Congratulations go to the following swimmers for breaking various World, Commonwealth and Australian Records during the past season.

Short Course

Australian Open Record

Eamon Sullivan	Mens Open 50m Freestyle	0:21.62	21-Jul-2007
Eamon Sullivan	Mens Open 50m Freestyle	0:21.46	22-Jul-2007
Eamon Sullivan	Mens Open 50m Freestyle	0:21.31	10-Nov-2007
Eamon Sullivan	Mens Open 100m Freestyle	0:46.82	13-Nov-2007

Australian All Comers Record

Eamon Sullivan	Mens Open 50m Freestyle	0:21.46	22-Jul-2007
----------------	-------------------------	---------	-------------

Long Course

World Record

Eamon Sullivan	Mens Open 50m Freestyle	0:21.56	17-Feb-2008
Eamon Sullivan	Mens Open 50m Freestyle	0:21.41	27-Mar-2008
Eamon Sullivan	Mens Open 50m Freestyle	0:21.28	28-Mar-2008

Commonwealth Record

Eamon Sullivan	Mens Open 50m Freestyle	0:21.56	17-Feb-2008
Eamon Sullivan	Mens Open 50m Freestyle	0:21.41	27-Mar-2008
Eamon Sullivan	Mens Open 50m Freestyle	0:21.28	28-Mar-2008

Eamon Sullivan	Mens Open 100m Freestyle	0:48.11	17-Feb-2008
Eamon Sullivan	Mens Open 100m Freestyle	0:47.55	25-Mar-2008
Eamon Sullivan	Mens Open 100m Freestyle	0:47.52	26-Mar-2008

Australian Open Record

Eamon Sullivan	Mens Open 50m Freestyle	0:21.56	17-Feb-2008
Eamon Sullivan	Mens Open 50m Freestyle	0:21.41	27-Mar-2008
Eamon Sullivan	Mens Open 50m Freestyle	0:21.28	28-Mar-2008
Eamon Sullivan	Mens Open 100m Freestyle	0:48.11	17-Feb-2008
Eamon Sullivan	Mens Open 100m Freestyle	0:47.55	25-Mar-2008
Eamon Sullivan	Mens Open 100m Freestyle	0:47.52	26-Mar-2008

Australian All Comers Record

Eamon Sullivan	Mens Open 50m Freestyle	0:21.56	17-Feb-2008
Eamon Sullivan	Mens Open 50m Freestyle	0:21.41	27-Mar-2008
Eamon Sullivan	Mens Open 50m Freestyle	0:21.28	28-Mar-2008
Eamon Sullivan	Mens Open 100m Freestyle	0:47.55	25-Mar-2008
Eamon Sullivan	Mens Open 100m Freestyle	0:47.52	26-Mar-2008

Australian Age Record

Garth Kates	Boys 18yrs 100m Butterfly	0:52.47	28-Mar-2008
-------------	---------------------------	---------	-------------

Australian Open Club Relay

West Coast	Mens Open 4x100m Medley Relay	3:38.60	29-Mar-2008
Bobby Jovanovich, Jim Piper, Garth Kates, Eamon Sullivan			

State Statistics

The Oldest Male Long Course record broken was Eamon Sullivan of West Coast Open 100m Freestyle on 9th March 2008 which broke the record previously held by Alexander Popov of Russia set on 15th January 1998, a record that stood for 10yrs and 65 days.

The most improved Male Long Course record broken was the WA All Time and Residential 10yrs 200m Medley Relay which was reduced from Aussie All Stars time of 2:36.07 to this years Aussie All Stars relay team of 2:26.45 a 6.16% improvement.

The Oldest Male Short Course record broken was Tommaso D'Orsogna of West Coast in the 16yrs 100m Individual Medley on 12th October 2007 which broke the record previously held by Adam Lucas of West Coast set on 2nd September 2000, a record that had stood for 7yrs and 39 days old.

The most improved Male Short Course record broken was the WA All Comers, All Time & Residential 8yrs 100m Breaststroke which was reduced from Adam Tucker's time of 1:45.36 to Isaac Kelsall's time of 1:40.02 a 5.07% improvement.

The Oldest Female Long Course record broken was Hazel Son of Aquajets 9yrs 50m Freestyle on 25th November 2007 which broke the record previously held by Tamara Bruce of Victoria Park set on 4th January December 1987, a record which had stood for 20yrs and 325 days old.

The most improved Female Long Course record broken was the WA All Comers & Residential 9yrs 50m Freestyle which was reduced from Tamara Bruce's time of 0:33.05 to Hazel Son's of 0:31.74 a 3.96% improvement.

The Oldest Female Short Course record broken was Kacey O'Connell of Arena 13yrs 100m Butterfly on 7th July 2007 which broke the record previously held by Melinda Hill of Maida Vale on 30th August 1992, a record which had stood for 14yrs and 311 days old.

The most improved Female Short Course record broken was the WA All Time Open 200m Breaststroke which was reduced from Sally Foster's time of 2:21.95 to her new time of 2:20.11 a 1.30% improvement.

Country Statistics

The top 5 record breaking clubs were Geraldton (59), Mandurah (56), Albany (49), Bunbury (35) followed by Kalgoorlie (5). There was only 6 clubs whose members broke records.

The top 5 female record breakers were Emma Hancox GER (59), Adele Schultz BUN (24), Shania Eliassen MDR (12), Chelsea Sanders MDR (8) and Katelyn Crock MDR (6). There were a total of 7 country members that broke country records.

The top 5 male record breakers were Reece Child ALB (40), Jake Smith-Wright ALB (9), Donovan Castelyn BUN (4), Bundilla Dingjan MDR (2) and Zac Incerti BRM (2). There were a total of 7 country members that broke records.

The Oldest Male Long Course record broken was Bundilla Dingjan of Mandurah 15yrs 1500m Freestyle on 12th January 2008 which broke the record previously held by Jacob Church of Peel Aquatic set on 14th January 1999, a record that stood for 8yrs and 363 days.

The most improved Male Long Course record broken was the Country All Time and Residential 15yrs 1500m Freestyle which was reduced from Jacob Church's time of 17:44.10 to Bundilla Dingjan's time of 17:14.88 an 2.75% improvement.

The Oldest Male Short Course record broken was Bundilla Dingjan of Mandurah in the 15yrs 800m & 1500m Freestyle set on 11th October 2007 which broke the record previously held by Adam Cowie of Harvey on 9th September 2001, a record that had stood for 6yrs and 32 days old.

The most improved Male Short Course record broken was the Country All Time and Residential 15yrs 1500m Freestyle which was reduced from Adam Cowie's time of 17:25.90 to Bundilla Dingjan's time of 16:55.40 an 2.92% improvement.

The Oldest Female Long Course record broken was Chelsea Sanders of Mandurah 12yrs 200m Breaststroke on 21st October 2007 which broke the record previously held by Toni Ciffolilli of Bunbury set on 14th January 1993, a record which had stood for 14yrs and 280 days old.

The most improved Female Long Course record broken was the Country All Time Club and Residential Club 10yrs 200m Freestyle Relay was reduced from Kalgoorlie's time of 2:24.61 to Mandurah's time of 2:17.61 an 4.84% improvement.

The Oldest Female Short Course record broken was Chelsea Sanders of Mandurah 12yrs 100m Breaststroke on 11th October 2007 which broke the record previously held by Toni Ciffolilli of Bunbury on 10th July 1993, a record which had stood for 14yrs and 93 days old.

The most improved Female Short Course record broken was the Country All Time and Residential 12yrs 200m Butterfly which was reduced from Alisha Clarke's time of 2:55.99 to Adele Schultz's time of 2:35.89 an 11.42% improvement.

Tony Ball
Swimming WA Records Officer
Swimming WA Country Records Officer

Technical, Education and Officials Committee Report

The 2007/08 year has seen some changes within technical areas as we have moved to the National Accreditation system. While there were initially some problems with recognition of everyone's current credentials, it is a system that will move towards uniformity between the States and will ultimately benefit all.

The highlight for our technical year was the selection of one of our longstanding officials and member of the Technical Committee, Alf Matthews for the Beijing Olympics – a well deserved appointment.

Ian Arblaster, Dot Harris and Ryan Arblaster were all appointed to FINA positions commencing in 2009. Ryan officiated at the FINA World Junior Championships in Monterrey, Mexico; and Ian and Robyn Arblaster along with Kaye Bolger and Dot Harris all travelled to New Zealand for the Oceania Championships.

10 WA Officials have also been selected for appointment at National meets this year. In all I believe this confirms the high standard of Officials working in WA.

Stella Carrara, Jenny Sebbens, Paulene Duguid and Tom Collins have all been awarded their Referee status – Congratulations to all. We have also seen a number of officials achieve District Referee statuses, who are now working towards their Referee status.

With changes to some Swimming WA policies, the necessity for clubs to have accredited officials has been highlighted – leading to a higher number of courses being run than usual. Many thanks to the presenters of these courses for their time and the sharing of their knowledge with others.

Many Technical Officials travel widely throughout Regional WA and within the metropolitan area to offer their time and expertise at swim meets. This is greatly appreciated as we all work towards enabling our swimmers to realize their goals.

I thank all Technical Officials throughout WA for their time and assistance to ensure the smooth running and high standards of swim meets we experience. Thanks also to the Technical Committee for their ongoing commitment to the education and training of our officials.

Kaye Bolger
Swimming WA Technical Coordinator

Country Coordinators Report

One of the main achievements for the 2007/08 season was the appointment of coordinators for each country region. These coordinators have two meetings per year and regularly communicate on issues affecting country swimming. Thank you to all of those who have taken up the challenge of these new positions.

Development

With the assistance of the Swimming WA Development Officers each of the regions have access to funding through the Department of Sport and Recreation Development Plans.

Several cluster / development clinics ran across the season giving swimmers access to coaching and skill development.

Competition

Region run competitions were held throughout the season as both open and closed meets. Closed meets being purely for club swimmers within the region, while open were available to other swimmers.

The open meets attracted swimmers from both country and metropolitan regions across the state. It was pleasing to see that numbers to these meets did not decline despite the increasing cost of fuel.

The Country Pennants are the highlight of the season for many country swimmers. This year the Great Southern (Region 2) hosted a very successful event at Wagin Pool.

High numbers of swimmers from the regions attended both the Swimming WA State Championships and the Swimming WA Country Championships which were held in Perth in January.

A team from the Kimberley Region competed in the Arafura Games in Darwin.

Jake Smith-Wright and Reece Child from the Great Southern Region attended the National Age Championships and the Telstra Australian Swimming Championships respectively.

A combined region team placed third in the C Division Club Premierships held in Perth.

Technical

A focus over the last few years has been to increase the technical expertise within all regions. The technical committee have continued to run courses in conjunction with swim meets in all regions this season; however it has been difficult for all to attend these limiting their exposure to the possibility of developing their skills.

I look forward to continuing to work closely with region coordinators and Swimming WA in the upcoming 2008/09 season.

Jan Smith
Country Coordinator

Registrations

Western Australian Swimming Association

2007/2008

Membership Comparisons as at 30-Jun-08

				2007/2008 Season			
	Total	Total	Total	Total	Total	Total	Total
	2004/05	2005/06	2006/07	Comp	Non-Comp	Rec	2007/08
Total Metropolitan	3125	3237	3073	2412	446	481	3339
Total Country	3540	3123	3325	1634	949	592	3175
Total WA Memberships	6665	6360	6398	4046	1395	1073	6514
Metro Registrations							
				2007/2008 Season			
Club	2004/05	2005/06	2006/07	Comp	Rec	Non-Comp	Total 2007/08
All Saints	96	194	80	59		21	80
Applecross	71	83	82	95	16	10	121
Aqua Attack	93	78	72	26	1	9	36
Aquajets	21	16	33	23	4	5	32
Arena	378	338	241	171	35	15	221
Armada Kelmscott	87	88	73	31	5	9	45
Barracudas	37	25	18	20		3	23
Belmont Bluefins		41	19				
Breakers	21	20	88	126	3	8	137
Central Aquatic	64	67	97	65	17	12	94
City of Perth	153	143	125	99		15	114
Fremantle Port	90	105	103	97		12	109
Guildford Blues	22	40	107	62		10	72
Kalamunda	141	114	117	83	29	12	124
Kwinana	118	66	57	33	2	28	63
Lawley Aquatic	73	79	77	33	2	19	54
Lesmurdie Legends				70	15	5	90
Maida Vale	51	52	31	17	28	6	51
Melville	159	127	103	93	15	8	116
Mirraboooka	34	38	37	22	7	8	37
Mt Helena				16	19	6	41
Newman Churchlands	80	62	101	108	11	9	128
Northside Seals	39	21					
Open Water		13	11				
Riverside	66	97	98	107		10	117
Riverton Blue Marlin	94	82	72	74		8	82

Rockingham	192	252	205	89	88	26	203
Rossmoyne	68	64	63	24	51	1	76
Southlake Dolphins	109	127	129	95	1	15	111
Southside Penrhos	122	117	124	101	4	12	117
Superfins WA	60	59	73	39	8	20	67
Swan Hills	107	121	116	106		68	174
Thornlie	54	66	59	61		17	78
Tuart Hill	63	74	77	37	44	10	91
Unattached - Affiliated	8	5	4			2	2
UWA Uniswim	105	97	78	87		3	90
Victoria Park	24	9	60	42	1	17	60
West Coast	166	202	197	158	20	26	204
Western Sprint	59	55	45	37		10	47
Wooroloo				6	20	6	32
Metro Totals	3125	3237	3072	2412	446	481	3339
				2007/2008 Season			
Country Registrations	Total	Total	Total	Total	Total	Total	Total
	04/2005	05/2006	06/2007	Comp	Non-Comp	Rec	Total
Albany	115	101	109	48	29	15	92
Beverley	66	49	36	3	9		12
Boyup Brook	35	40	38	13	28	9	50
Bridgetown	28	33	29	39	3	17	59
Broome	96	86	109	54	53	10	117
Bunbury	64	85	93	102	10	64	176
Busselton	118	90	88	79		8	87
Carnarvon	98	114	104	31	66	16	113
Collie	57	64	63	26	28	2	56
Corrigin	67	70	63	23	36	7	66
Derby	23	57	70	25	44	10	79
Dumbleyung			20	12	8	4	24
Esperance	76	102	117	25	18	32	75
Exmouth	74	67	79	47	7	21	75
Geraldton	112	117	99	86	29	23	138
Gingin		20	28	15		8	23
Golden West Dolphins	150	115	100	38		33	71
Goomalling	24	26	35				
Harvey	37	31	30	18		7	25
Hedland	115	108	90	36	28	5	69
Kalgoorlie	128	99	83	75		9	84
Kambalda	60	50	69	38	19	14	71
Karratha	101	107	130	114		28	142

Katanning	29	39	36	17		6	23
Kellerberrin	86	46	55	13	33	4	50
Kojonup	45	36	38	7	24	6	37
Kununurra	76	83	47	1	27	9	37
Lake Grace	43	37	32	20	23	3	46
Mandurah	175	168	174	110	20	41	171
Manjimup Marlins	52	27	52	18	31	4	53
Margaret River	30	2					
Merredin	57	37	39	16	16	1	33
Moora	103	81	93	45	15	20	80
Morawa	25	23	17				
Mt Barker	36	37	47	37	20	4	61
Mt Helena	73	62	64				
Mullewa			22				
Narembeen	24	24	22	21		5	26
Narrogin	93	78	96	53	1	39	93
Newman	79	50	54	7	37	3	47
Northam	61	43	38	37	1	8	46
Pannawonica	46	30	100	16	57	1	74
Paraburdoo	103	40	14	14	50	6	70
Peel Aquatic	93	77	73	51	8	9	68
Quairading	62	74	79	12	31	21	64
Tom Price	50	34	71	28	43	3	74
Unattached (Dampier)	2						
Wagin	54	47	39	26		16	42
Waroona	46	61	64	28	10	15	53
Wickham	86	62	71	27	51	3	81
Wongan Hills	74	71	73	26	8	10	44
Wooroloo	68	32	32				
Wundowie	28	25	22	7	1	1	9
Yilgarn	30	22	28	19	1	4	24
York	67	46	51	31	26	8	65
Country Totals	3540	3125	3325	1634	949	592	3175
Grand Total	6795	6362	6397	4046	1395	1073	6514

Board Report

Your board members submit the financial report of the Western Australian Swimming Association (Inc.) for the financial year ended 30th June 2008.

Board Members

The names of committee members throughout the year and at the date of this report are:

J Bailey
J Williams
D Harris
C.Prunster
L.Kapor
W De Lacey
M Green
D Toll (Executive Director)

Principal Activities


The principal activities of the Association during the financial year were to provide, manage and promote swimming in WA and to manage and promote competitive opportunities to members of the association.

Significant Changes

No significant change in the nature of these activities occurred during the year.

Operating Result

The surplus/(Deficit) for the year was \$94499, (2007, \$165,756, fourteen months).



Jeanette Bailey
President



David Toll
Executive Director

Dated this 15th day of September 2008

Statement by member of the board

The board has determined that the Association is not a reporting entity and that this special purpose financial report should be prepared in accordance with the accounting policies outlined in Note 1 to the financial statements.

In the opinion of the board the financial report

1. Presents fairly the financial position of Western Australian Swimming Association (Inc) as at 30th June 2008 and its performance for the year on that date.
2. At the date of this statement, there are reasonable grounds to believe that Western Australian Swimming Association (Inc.) will be able to pay its debts as and when they fall due.

This statement is made in accordance with a resolution of the Board and is signed for and on behalf of the Committee by:



David Toll
Executive Director

Dated this 16th day of September 2008

Independent audit report to the members of Western Australian Swimming Association (Inc)

Scope

We have audited the financial report, being a special purpose financial report, of Western Australian Swimming Association (Inc.) for the year ended 30th June 2008. The board is responsible for the financial report and has determined that the accounting policies used and described in Note 1 to the financial statements which form part of the financial report are appropriate to meet the requirements of the Associations Incorporation Act (Western Australia) and are appropriate to meet needs of the members. We have conducted an independent audit of this financial report in order to express an opinion on it to the members of Western Australian Swimming Association (Inc.). No opinion is expressed as to whether the accounting policies used are appropriate to the needs of the members.

The financial report has been prepared for the purpose of fulfilling the requirements of the Associations Incorporation Act (Western Australia). We disclaim any assumption of responsibility for any reliance on this report or on the financial report to which it relates to any person other than the members, or for any purpose other than that for which it was prepared.

Our audit has been conducted in accordance with Australian Auditing Standards. Our procedures included examination, on a test basis, of evidence supporting the amounts and other disclosures in the financial report and the evaluation of significant accounting estimates. These procedures have been undertaken to form an opinion whether in all material respects, the financial report is presented fairly in accordance with the accounting policies described in Note 1 so as to present a view which is consistent with our understanding of the Association's financial position, and performance as represented by the results of its operations. These policies do not require application of all Accounting Standards and other mandatory professional reporting requirements in Australia.

The audit opinion expressed in this report has been formed on the above basis.

Audit Opinion

In our opinion, the financial report presents fairly in accordance with the accounting policies described in Note 1 to the financial statements, the financial position of Western Australian Swimming Association (Inc) as at 30 June 2008 and the results of its operations for the year then ended.

Anderson Munro & Wyllie

Chartered Accountants



Billy-Joe Thomas

Director

Dated this 16th day of September 2008.

Osborne Park, WA



Financial Report

WESTERN AUSTRALIAN SWIMMING ASSOCIATION (INC)

FINANCE REPORT

FINANCIAL YEAR ENDED 30th JUNE 2008

The financial operations of the Association for the **2007/2008** year resulted in a **net cash surplus of \$ 103,166**. After allowing for provision for depreciation on plant and equipment and the movements in accrued expenditure the Association had a **net surplus of \$ 94,499**.

The budget for the year was for a surplus of \$73,655. The major variances to budget were as follows:

Decreased Sponsorship revenue	(\$16,889)
Reduced Wages	\$17,600
Other operational savings	\$ 5,900
Increased net income from swim meets	\$47,000
Increased Interest income	\$16,200
Underspending on High Performance	\$11,000
Reduced membership	(\$39,000)

The Association's staff should be commended for their work in achieving these increases in incomes and reductions in expenditures.

As per last year, the accounts for the Association have been prepared on a receipts and payments basis for this financial year. Accounts prior to 2006 were prepared on an income and expenditure basis. The change in reporting mainly affects the reporting of grant monies received during the year. In previous years only the amount of grant monies that had been expended during the year were shown as income, with unaquitted grants shown as a liability in the Association's balance sheet. Under the new reporting system, the total value of cash grants received each year is recorded as a receipt and any movement in unaquitted grants is recorded separately in the receipts and payments statement as accrued income/expense.

The Association had total receipts of **\$1,056,520** and total operating payments of **\$953,354**. At 30th June 2008 there remained **\$105,599** in unaquitted grants. The Association is committed to expenditure in relation to these grant monies received which remained unspent at 30th June 2008. The amount of grant money unaquitted at 30th June this year is **\$3,932** higher than at the same period last year. This is due mainly to the additional two months covered by this years reports which has resulted in more of the Grant money (which is usually paid on a calendar year basis) being spent prior to the end of the year.

The Association received the following Government Grants during the year

Healthways	\$ 95,000
Department of Sport & Recreation	\$130,000
Academy of Sport	\$ 45,000

The Association thanks these Departments for their continued support

In addition the Association received sponsorship income totalling **\$66952** from the following sponsors

Hancock Medical Foundation

Flippers

Telstra

Shell Australia

Water Corporation

The Association also thanks these sponsors for their continued support and welcomes our new sponsors for this year..

Membership income for the year was **\$321,967** (up **\$37,114** on last year). Swim meet entries for the year were **\$259,273** (up **\$25,077** on last year).

The Association continues to be in a sound financial position. As at 30th June the Association had net assets of **\$618,143**.

Garry Williams
Finance Co-ordinator
PERTH, WA

Dated: 16 September 2008.

Financial Report

INCOME & EXPENDITURE STATEMENT	Notes	2007-2008	2006-2007 (14 months)
Membership	4	321,967	284,853
Marketing	5	184,611	213,062
D S R	6	190,500	261,984
Technical Officials		8,591	7,441
Operations	7	38,347	38,827
Meetings/Functions/Board		9,086	6,377
Development		15,477	62,226
Coaching Programs		28,668	36,739
Swim Meets		259,273	23,4196
		1,056,520	1,145,705
Expenditure			
Membership		29,566	28,045
Marketing	8	31,486	2,187
Country Swimming	9	1,150	6,051
Technical Officials		18,277	13,379
Operations	10	485,990	522,571
Publications	11	12,666	9,239
Internet		7,049	10,220
Meetings/Functions/Board		26,317	20,794
Development	12	115,336	161,115
Coaching Programs		17,277	29,861
High Performance Area		57,966	27,999
Swim Meets		150,274	153,757
		953,354	985,218
Net Ordinary Income		103,166	160,487
Other Income/Expense			
Movement in Unacquitted Grants		(3,932)	13,057
Movement in Prov. Depreciation		-	(21,954)
Movement in Prov. Holiday Pay		(4,735)	12,830
Adjustment to prior years		-	1,336
Total Other Income		(8,667)	5,269
SURPLUS / (DEFICIT)		94,499	165,756

BALANCE SHEET	Notes	2007-2008	2006-2007 (14 months)
ACCUMULATED FUNDS			
General Funds - opening balance		378,940	213,184
Adjustment to prior year		14,364	-
Excess of operating income over expenditure		94,499	165,756
BALANCE		487,803	378,940
Special reserves opening balance		130,340	130,340
Special reserves closing balance	2	130,340	130,340
CLOSING BALANCE		618,143	509,280
CURRENT ASSETS			
Cash at bank and on deposit		664,481	669,524
Other		800	800
Receivables		28,241	17,068
TOTAL CURRENT ASSETS		693,522	687,392
NON-CURRENT ASSETS			
Investments		1,980	1,980
Plant & Equipment (at cost)		92,756	67,591
Less Accumulated Depreciation		61,561	53,173
		31,195	14,418
Motor Vehicle (at cost)		51,577	66,935
Less Accumulated Depreciation		28,276	29,870
		23,301	37,065
Leasehold Improvements (at cost)		118,293	118,293
Less accumulated amortisation		112,968	111,770
		5,325	6,523
TOTAL NON-CURRENT ASSETS		61,801	59,986
TOTAL ASSETS		755,323	747,378
CURRENT LIABILITIES			
Creditors and accruals		2,625	13,503
Prepaid Income		10,900	109,847
Unacquitted grants	3	105,599	101,667
Clubs in recess - Trust Account		3,592	3,351
Provision for holiday pay		14,464	9,730
TOTAL CURRENT LIABILITIES		137,180	238,098
TOTAL LIABILITIES		137,180	238,098
NET ASSETS		618,143	509,280

Western Australian Swimming Association (Inc) - Notes to and forming part of the accounts

YEAR ENDED 30 June 2008

1. Statement of Significant Accounting Policies

This report is a special purpose financial report prepared in order to satisfy the financial reporting requirements of the Associations Incorporation Act (Western Australia). The committee has determined that the association is not a reporting entity.

The financial report has been prepared in accordance with the requirements of the Associations Incorporation Act (Western Australia) and the following Australian Accounting Standards:

AAS 5	Materiality
AAS 8	Events Occurring After Reporting Date

No other applicable Accounting Standards, Urgent Issues Group Consensus Views or other authoritative pronouncements of the Australian Accounting Standards Board have been applied.

The financial report has been prepared on an accruals basis and is based on historic costs and does not take into account changing money values, or except where specifically stated, current valuations of non-current assets.

The following material accounting policies, which are consistent with the previous period unless otherwise stated, have been adopted in the preparation of this financial report.

a. Grants and Sponsorship Monies

Grants and sponsorship are recognised on an accrual basis. These sponsorships have a strong historical link with the Association.

b. Fixed Assets

Leasehold improvements and office equipment are carried at cost less, where applicable, any accumulated depreciation.

The depreciable amount of all fixed assets are depreciated over the useful lives of the assets to the association commencing from the time the asset is held ready for use. Leasehold improvements are amortised over the shorter of either the unexpired period of the lease or the estimated useful lives of the improvements.

c. Clubs in Recess

Monies held on behalf of clubs which have ceased activities - repayable upon reconstitution of club

d. Income Tax

The Association, being a non-profit sporting organisation, is exempt from income tax.

e. Annual Leave

Provision is made in respect of the Association's liability for annual leave.

f. Investments

All investments are carried at cost.

	2007 - 2008 \$	2006 - 2007 \$ (14 months)
Note 2: Special Reserves		
Commonwealth Games Trust	80,000	80,000
Bob Bestman Reserve	35,340	35,340
World Championship Reserve	10,000	10,000
Asset Replacement Reserve	5,000	5,000
TOTAL	130,340	130,340
Note 3: Un-aquitted Grants		
Healthway	82,652	55,000
Department of Sport & Recreation	22,947	46,667
TOTAL	105,599	101,667
Note 4: Membership		
Affiliation	4,636	7,646
Capitation	312,927	270,480
Transfer	4,404	6,727
TOTAL	321,967	284,853
Note 5: Sponsorship Income		
Hancock Medical Foundation	20,000	20,000
Fisher & Paykel	-	9,440
Flippers	10,125	-
Telstra	14,827	14,122
Healthway	95,000	115,000
Alcoa	-	12,500
Shell	12,000	12,000
Water Corporation	10,000	10,000
Vorgee	-	20,000
Others	22,659	-
TOTAL	184,611	213,062
Note 6: D S R		
Academy of Sport	45,000	-
Dept of Sport & Rec. (Core Fund)	130,000	222,909
D S R - Goldfields	-	5,000
D S R - Mid West Swim	-	4,848
D S R - Kimberley	-	5,727
D S R - Gascoyne	-	2,500
D S R - Pilbara	-	5,500
D S R - National Age Swimming	-	10,000
D S R - South West	-	5,500
Other	15,500	-
TOTAL	190,500	261,984

	2007-2008	2006-2007 (14 months)
Note 7: Operations		
Interest	36,521	33,070
Workers Compensation	-	5,190
Sales	120	-
Other	1,706	567
TOTAL	38,347	38,827
Note 8: Marketing		
Sponsor Servicing	4,944	-
Promotion	18,520	-
Pool Signage	8,000	-
Other	22	2,187
TOTAL	31,486	2,187
Note 9: Country Swimming		
DSR Regional Payments	-	5,777
Other	1,150	274
TOTAL	1,150	6,051
Note 10: Operations		
Salaries	324,642	376,075
Insurance	26,050	37,217
Fringe Benefits Tax	4,033	8,362
Communication	12,086	17,863
Stationery	15,121	12,318
Postage	2,459	5,264
Printing & Copying	13,790	8,375
Repairs & Maintenance	2,124	2,398
Rent	7,619	8,512
Motor Vehicle	33,713	9,221
Audit & Accounting	3,511	5,537
General Expenses	6,621	6,790
Trainee Costs	7,409	11,982
Memberships	1,915	-
Professional Development	5,041	-
Depreciation	9,586	-
Other	10,270	12,657
TOTAL	485,989	522,571
Note 11: Publications		
Almanacs	11,566	8,139
Annual Reports	1,100	1,100
TOTAL	12,666	9,239

[illegible]



Major sponsors



Sponsors



Partners



