

Swimming WA

ANNUAL REPORT
2010/11

CONTENTS

Swimming WA Board Members, Life Members and Staff	2
Executive Director and President's Report	3
Infrastructure	4
Profile	6
Community Participation	8
Sustainability	11
Events	14
Performance	18
Governance and Management	23
Teams and Squads	24
Regional Coordinators Report	29
Technical, Educational and Officials Committee Report	33
Records Officer Report	34
Registrations	39
Financial Statements	41

SWIMMING WA BOARD MEMBERS, LIFE MEMBERS AND STAFF

Board of Management

Jeanette Bailey

President

Jeff Williams

Vice President

Tom Picton-Warlow

Board Member

Ron Lucas

Board Member

Richard Corkill

Board Member

Luigi D'Orsogna

Board Member

Jon Hart

Board Member

Patron

Norman Moore

**Minister for Mining and Petroleum;
Fisheries; Electoral Affairs**

Staff

Simon Taylor

Executive Director

Rebecca Snowball

Accounts Officer

Meg Jovanovich

Competition Manager

Terry Lalor

**Performance and Development
Coach**

Steven Rose

Club Development Coordinator

Stuart Gilsenan

Commercial Manager

Daniel Barker

**Media and Communications
Manager**

Kate Symons

**Event Logistics and Swim School
Development Manager**

Josie Randall

**Swim School Coordinator and
Inclusion Officer**

Alicia Colreavy

Office Coordinator

Hayden Williams

School Development Coordinator

Life Members

1925 TW Jones*

1929 J Cook*

1936 MD O'Musgrave*

1940 W Boylan*

1941 AE Middleton*

1943 TH Goudie* BEM

1943 JG Whittle*

1944 AE Blakers*

1946 CE Newsham*

1950 WJ Kirkby*

1951 R Bestman* BEM

1951 WF Oats*

1953 WJ Kestral*

1955 B Oliver*

1958 GH Yewers*

1958 JF Howson* OBE JP

1962 AE Wilson*

1962 ED Yeldon*

1968 FW Dawson*

1968 CA Kanair*

1972 DM Nordahl MBE*

1979 RW Bally*

1979 CN Boys* SM

1979 JM Shepherd

1979 DC Watson*

1981 JF Stephens*

1981 EJ Symes OAM

1982 LT Stephens

1982 AL Moebius*

1983 TE Brazier

1984 RA Patching

1986 SP Bratton

1986 IW Murray

1989 CA Lee

1989 RK Duff

1994 W de Smedt

2001 J Collins

2003 M Jefferson

2003 H Pedretti

2004 L Arrowsmith

2004 M Gerber

2004 P Prunster

2006 C Prunster

2007 J Stonor

2008 P Anderson

2008 A Matthews

2009 T Ball

2009 K Holtom.

Deceased*

EXECUTIVE DIRECTOR AND PRESIDENT'S REPORT

The last 12 months have been outstanding for the sport of swimming in Western Australia. We've brought on board new sponsors, secured two national events as well as a brand new international event, welcomed a new patron and seen our athletes reach great heights in the sport.

As an organization, we have continued to move from strength to strength, developing a new strategic plan for 2010-2015 and delivering against our core values of life, community and performance.

Our current position is thanks, in large part, to our sponsors both old and new. In September 2010 we welcomed on board Toyota WA and the Sunday Times as major sponsors of Swimming WA. Both the teams at Toyota WA and the Sunday Times have been fantastic since joining us, and I look forward to what will no doubt be long and successful partnerships. We are also entering into the twentieth year of partnership between Swimming WA and the Hancock Family Medical Foundation, a fantastic milestone for our organizations. Hancock, along with all of our sponsors, continues to deliver outstanding support to help grow and strengthen our sport.

In 2010 Swimming WA was approached by the State Government of WA with an opportunity to develop and secure a brand new international aquatics event. The BHP Billiton Aquatic Super Series, to be held in WA in 2013, will combine elite swimming, water polo, open water and community in a unique and exciting aquatics event – the biggest in Australia. As a founding partner, Swimming WA will play a significant role in the delivery of this event over its first three years and will look to continue this role as the event establishes itself as a permanent international sporting event in Western Australia.

Earlier this year we welcomed Western Australia's Minister for Mines and Petroleum, Fisheries and Electoral Affairs the Honourable Norman Moore MLC as the new patron of Swimming WA. Norman is one of the most well respected members of the West Australian Government, and to be able to welcome him as a part of our organisation is a real honour.

The strength of our organization has also been reflected in the performance of our sport, particularly over the last 12 months. The individual performances of our swimmers at this year's Australian Swimming Championships secured six berths on the Australian Swim team ahead of the Shanghai World Championships in July. Western Australia now has an 11% representation on the Australian Team – punching well above our weight. This is evidence of not only the strength of our swimmers, but the pathways that are in place developing our athletes from club swimming through to international competition.

The board strategically appointed a performance and development coach on a 2 year term ensuring the engagement of regional and grassroots coaching and performance coaching.

Over the last 12 months Swimming WA has engaged with stakeholders, officials, coaches, and members to deliver a range of programs and initiatives across the state. We have worked closely with schools, engaging 11,500 school swimmers, reestablishing the Schools and Colleges Relays and creating a new schools swimming pathway.



Simon Taylor
Executive Director



Jeanette Bailey
President

INFRASTRUCTURE

Development of an Aquatic Strategic Facility Plan

Brief

In order to ensure WA's Aquatic facilities will meet the demands of the sport in the future, Swimming WA identified the need to develop a strategic facilities plan.

Outcomes

Swimming WA engaged, within a working group, WA's aquatic sports, stakeholders and the State Government to develop the Aquatic Strategic Facility Plan. The plan will consider the facility requirements for the sport of swimming state wide, from local facilities through to our elite venues.

In addition to the Aquatic Strategic Facility Plan, Swimming WA has also engaged with VenuesWest in a review of the State's premier aquatic facilities, namely Challenge Stadium and the need to implement a strategy that will ensure WA has the necessary infrastructure to make competitive bids for National and International swimming events in the future. This process is currently in the stages of creating a business case to be presented to the West Australian Government for consideration.

Both of these initiatives are expected to produce outcomes within the next 12 months.

Secured significant upgrades to Challenge Stadium

Brief

As part of Swimming WA's successful bid to host the 2012 Australian Short Course Championships, significant upgrades needed to be made to the pool facilities at Challenge Stadium.



Outcomes

Following the announcement that Perth will host the 2012 Australian Short Course Championships at Challenge Stadium, VenuesWest has committed to and commenced work on significant upgrades to the pool facilities at the venue. The upgrades will include new timing equipment, a video board and diving blocks amongst a range of other improvements. The upgrades will benefit the entire sport in WA, with the permanent changes bringing the facility up to a National standard.

INFRASTRUCTURE

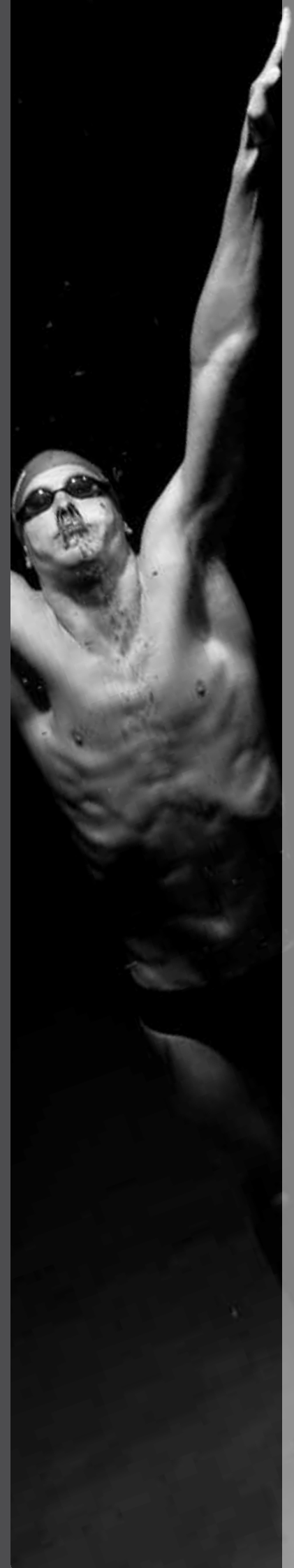
Swimming WA Office Refurbishment

Brief

As Swimming WA's profile, staff and stakeholder engagement has grown over the past 12 months, so too has the need for a more professional and presentable office environment.

Outcomes

Swimming WA engaged a graphic design and signage company to design and install new signage as well as window decals through the Swimming WA offices. The offices also received a new coat of paint, furniture and layout restructuring, creating a more professional and functional office environment for Swimming WA's expanding operations.



A black and white photograph of a swimmer in a pool, viewed from the side. The swimmer is wearing goggles and a swim cap, and is in a streamlined position, ready to start a race. The pool lane lines are visible in the background.

PROFILE

Expanding Swimming WA's profile through new technology

Brief

Over the last 12 months Swimming WA has identified the need to engage in new technologies to increase the profile of the sport, both in the public domain and throughout the membership.

The numbers

Swimming WA Enewsletter

'Off the Blocks': 4500 subscribed members

Facebook: 500+ followers

Open Water Series Enewsletter

'Brave the Wave': 1200 subscribed members

Live Streaming: 6000 viewers

SWA Website: 30,000 hits per month

Outcomes

Through a revamped facebook fan page, two new Enewsletters, two new websites, live streaming and other mediums, Swimming WA has been able to engage in a wider audience and promote the sport to greater effect.

The new Swimming WA and Open Water websites in particular have allowed for greater usability by moving to the Clubsonline platform, and aligned with the new branding.

A new patron for Swimming WA

Brief

With expanded operations across every area of the organisation, Swimming WA identified the need to secure a patron who could best represent our sport and our organisation moving forward into this new era for Swimming WA.

Outcomes

Norman Moore, Minister for Mines and Petroleum, Fisheries and Electoral Affairs is one of the most respected members of the West Australian Government, and an outstanding ambassador for the sport of swimming.

Minister Moore has long been a passionate follower of the sport in WA, and will now have the opportunity to provide greater support in his new role as patron for the state's peak swimming body.

As patron of Swimming WA, Minister Moore will assist local communities, particularly those in regional and remote WA, with engaging in the sport of swimming and help promote a healthy and active lifestyle.

PROFILE



Creating a consistent brand for Swimming WA

Brief

A consistent and identifiable brand is critical to the success of Swimming WA's expansion and has been a priority within the communications department over the last twelve months.

Outcomes

Swimming WA has engaged a design company to design and implement new branding across all collateral, websites, signage and promotional material, creating an identifiable brand for the sport.

Collateral for programs including Dive and Try, Swimmer of the Year Awards and sponsorship documents have all been aligned with the new branding along with the new SWA office refurbishment, websites and signage.



COMMUNITY PARTICIPATION

Membership

Brief

Over the 2010/2011 season there has been a small increase in Competitive members with Swimming WA, but also a decrease in Recreational members. During 2010/2011 Swimming WA had 85 affiliated clubs across the Metropolitan and Regional areas.

Total Membership

	Comp Members	Rec Members	Non Comp	Total
June-11	4223	670	1032	5925
2010/2011 Goal	4196	760	1009	5965

Outcomes

Now in the 2011/2012 season Swimming WA has already seen 2 new clubs become affiliated while working on more clubs becoming affiliated during the summer season. The introduction of some new clubs, along with Swimming WA and Swimming Australia recruitment and retention programs in place, Swimming WA is eager to increase membership during the 2011/2012 season by at least 10%.

Dive and Try Swim Meets, presented by SunSmart

Brief

The Dive and Try swim meets for 2010/2011 were extremely beneficial for the clubs involved. 2010/2011 saw an increase in the amount of clubs hosting a Dive and Try meet, the total amount of participants at the meets and the number of new members who joined clubs as a direct result of a Dive and Try swim meet.

The Dive and Try swim meets are a useful recruitment tool for clubs and give clubs the opportunity to promote the sport of swimming to those who may not have considered the sport previously.

2010/2011	
Clubs hosting	14
Participants	815
New members	30

Swimming WA gave out four cash prizes to clubs and schools to acknowledge and reward their efforts towards the Dive and Try swim meets. The winners were:

Dive and Try Award	Winner
Host Club with the Most Participants to enter their Dive and Try Swim Meet	Breakers Swim Club
Host Club to Recruit the Highest Percentage of New Members from their Dive and Try Swim Meet	Kambalda Swimming Club
Swim School who has the Most Participants enter a Dive and Try Swim Meet	St Brigid's Swim School
School who has the Most Participants enter a Dive and Try Swim Meet	Boddington District High School

Outcomes

As the primary goal of these meets is to recruit new members to swimming clubs we have made it more accessible for clubs to host and run a Dive and Try Swim Meet. This has been done by not restricting the amount of meets that clubs can run and through Swimming WA no longer requiring a portion of the entry fees. This has already shown to work with 30 clubs already locked in to host a SunSmart Dive and Try swim meet in the 2011/2012 season.

COMMUNITY PARTICIPATION

SunSmart Schools and Colleges Relays

Brief

2011 saw the return of the Schools and Colleges Relays with 30 schools and more than 2000 students competing. Christ Church Grammar School took out the Pop Agnew trophy (Boys 6x50m Freestyle Relay) and the Champion Boys School Cup and Iona Presentation College took out the McClements/Watson Trophy (Girls 6x50m Freestyle Relay) and the Champion Girls School Cup.

Outcomes

After a successful return to the pool in 2011, along with some slight changes to allow more swimmers the opportunity to swim, Swimming WA is confident the event will continue to grow. Some great feedback has been provided by the schools that attended in 2011 and will look to return once again for 2012.

School Swimming

Brief

Swimming WA has had only a small involvement with School Swimming over recent years. 2010/2011 saw a more targeted focus to helping and assisting schools and school associations with running schools swimming carnivals and keeping schools involved in the sport of swimming.

Between October 2010 and April 2011 Swimming WA attended 24 school and association swimming carnivals, interacting and engaging with 206 schools and 11,674 swimmers. Swimming WA also had 94 technical officials attend various carnivals and they were greatly appreciated by the schools.

	School Carnivals Attended	SWA Technical Officials	Schools engaged with	Swimmers engaged with
2010/2011 season	24	94	206	11,674

Outcomes

Attending these school and association swimming carnivals has highlighted the huge market of school swimming and areas where Swimming WA can further engage our clubs to create links between clubs and schools, giving clubs direct access to their target membership market.

Swimming WA will continue to work closely with schools, offering assistance where possible, technical officials for carnivals and various other tasks. A more defined School Swimming Pathway and School to Club link to assist clubs in creating further links with local schools is being developed for roll out in 2011-2012.

Multi Class Swimming

Brief

Multi Class swimming has seen a greater from the association, with Swimming Australia (SAL) driving a number of new initiatives in this area including the release of the SAL Classification Policies and Procedures in May 2011 and the introduction of SAL Classification Card for swimmers with disability. 43 swimmers from WA have the new classification card.

The establishment of the Swimmers with Disability Advisory group in 2010 will ensure that the Multi Class section of swimming continues to grow in future years.

National Championships	Competitors	TAG	Coaches
2010 Short Course Nationals	4	3	3
2011 Telstra National Championships	4	1	3

A Disability Sport and Recreation Audit was completed with the Department of Sport and Recreation. Swimming WA was seen to be taking a positive approach to inclusion and was praised for actively pursuing relationships with other disability service providers through the Inclusion WA network.

Swimming WA continues to work closely with the APC and SAL on the training of new classifiers and improving the area of Multi Class Swimming in WA.

COMMUNITY PARTICIPATION

National Championships	Medals	Athletes	Coaches
2010 Short Course Nationals	1	1	1
2011 Telstra National Championships	3	2	2

Australian Records	Number	Athletes	Coaches
Short Course Open	4	4	4
Long Course Open	1	1	1
Long Course Age	4	3	2

Outcomes

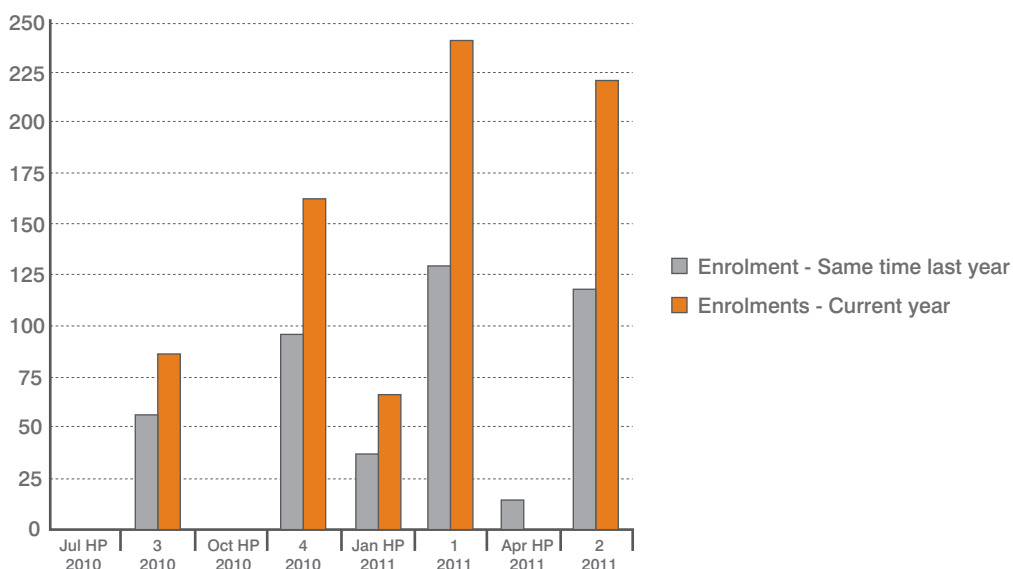
Multi Class athletes from WA enjoyed much success in the pool during 2010/11, with a number of records being set and broken, along with some outstanding performances at National competitions resulting in 2 athletes being selected for the 2011 Para Pan Pacific Championships Team.

SUSTAINABILITY

Learn to Swim

Brief

SWA provides a learn to swim program at the Chisholm Catholic College pool, that caters for children aged 3 years and over through to adults. The program commenced in October 2008, and is part of a longterm agreement with the school.



Outcomes

The learn to swim program has shown remarkable growth in the past 12 months during each of the term based programs, particularly in 2011. The overall figures however are only slightly ahead of budget targets with only 1 holiday program being held out of 4 budgeted. The learn to swim program has shown a significant increase in enrolments compared to the figures from the same time last year.

GO Club

Brief

Swimming Australia's GO Club PB is the national swimming club standard that recognises and rewards swimming clubs by measuring their performance across five key areas: Memberships, Administration, Activities, Coaching and officiating, Marketing and promotion.

For the 2011 GO Club PB program 48 Clubs completed the workbook and received a standard.

2011	Entry	Green	Bronze	Silver	Gold	TOTAL
Total	11	18	6	12	1	48

Outcomes

The GO Club PB Program is not only useful for our clubs but also assists Swimming WA to work with clubs on areas that appear as weaknesses, and utilise clubs who are working well in these areas to also assist others. Over the last two years the amount of clubs involved in the program has increased significantly with 50% of Swimming WA Affiliated clubs participating. Swimming WA aims to have all affiliated clubs involved in this program next season.



Sponsorship

Brief

As a not for profit organisation Swimming WA relies on the support of its sponsoring partners, and in 2010-2011 celebrated new milestones with existing sponsors while implementing a rejuvenated sponsor acquisition strategy that saw new sponsors join the organisation.

Outcomes

In 2010-2011 Swimming WA welcomed on board Toyota WA and The Sunday Times/Perthnow as major sponsors of the organisation, as well as celebrating the 20th year of partnership with the Hancock Family Medical Foundation.

Swimming WA also secured a significant increase in recurrent funding from DSR through to 2014, as well as new funding from Swimming Australia for participation and Inclusion Initiatives.



Elite Sponsors



Department of
Sport and Recreation



Major Sponsors



Sponsors



Partners



Challenge Stadium



EVENTS

Swim Meets – Pool and Open Water

Brief

Delivering strong, healthy and sustainable competition across both pool and open water disciplines remains at the core of Swimming WA's operations. Three competition series were run incorporating 24 events across the 2010 Short Course, 2011 Long Course and 2010/11 Open Water Series.

HFMF State Age Short Course Championships	
Challenge Stadium, 24th to 25th August 2010	
Athletes:	458
Entries:	2128
Clubs:	39
Records:	327

HFMF State Junior Short Course Championships	
Challenge Stadium, 21st to 22nd August 2010	
Athletes:	294
Entries:	1143
Clubs:	39
Records:	19

HFMF State Short Course Championships	
Challenge Stadium, 4th to 5th September 2010	
Athletes:	209
Entries:	630
Clubs:	26
Records:	27

SunSmart Long Course State Age Championships	
Challenge Stadium, 18th to 21st December 2010	
Athletes:	373
Entries:	1638
Clubs:	43
Records:	209

Country Championships	
Challenge Stadium, 8th to 9th January 2011	
Athletes:	402
Entries:	2076
Clubs:	44
Records:	12

Long Course State Championships	
Challenge Stadium, 21st to 23rd January 2011	
Athletes:	213
Entries:	620
Clubs:	27
Records:	26

Junior Long Course State Championships	
Challenge Stadium, 9th to 10th April 2011	
Athletes:	469
Entries:	1151
Clubs:	49
Records:	16

Indian Ocean All Stars Challenge	
Challenge Stadium, 23rd to 24th April 2011	
Athletes:	247
Entries:	1451
Clubs:	31 (Aussie) 10 (Asia)
Records:	0

Water Corporation Open Water Series Round 1	
Rockingham Beach, 31st October 2010	
Distance:	1.25km, 2.5km and 5km
Event not held due to shark sighting	

Water Corporation Open Water Series Round 2	
Mullaloo Beach, 13th November 2010	
Distance:	1.25km, 2.5km and 5km
Entries:	264

Water Corporation Open Water Series Round 3	
Swan River, 20th b November 2010	
Distance:	1.25km and 2.5km
Entries:	194

Water Corporation Open Water Series Round 4	
Champion Lakes, 12th December 2010	
Distance:	1.25km, 2.5km, 5km and 10km
Entries:	220

EVENTS

Water Corporation Open Water Series Round 5	
Leighton Beach, 2nd January 2011	
Distance:	1.25km, 2.5km and 5km
Entries:	298

SWA State Open Water Championships*	
Champion Lakes, 5th to 6th February 2011	
Distance:	5km and 10km
Entries:	554

Water Corporation Open Water Series Round 6	
Sorrento Beach, 30th January 2011	
Distance:	2.5km, 5km and 10km
Event cancelled due to cyclone	

*Pre-registered participants from OWS Round 6 were offered the chance to participate. The event also included a 1.25km and 2.5km race.

Outcomes

Ongoing improvements to event planning and operational procedures, combined with the presence of Swimming WA staff at major events have resulted in an overall improvement in the standard at which competitions are delivered.

The 2010-11 Water Corporation Open Water Swim Series once again captured the imagination of both competitive and non swimming members alike, across all Open Water Swim distances. In complimenting excellent participation in this relatively new swimming initiative, Swimming WA made significant infrastructure investments in areas such as electronic timing equipment, online entry capability and a dedicated event website.

Open Water Swimming is perfectly aligned with the associations strategic goals and through good governance and management, this series of events and the broader sport of swimming in Western Australia will continue to thrive for years to come.

EVENTS

Corporate Events

Brief

Swimming WA hosted four key corporate events in 2010/11; the 2011 Vorgee WA Swimmer of the Year Awards, Off the Blocks Luncheon, 2011 State Championships Pool Side VIP Function and the Boardroom Lunch.

Outcomes

The 2011 Vorgee Swimmer of the Year Awards was held at the Burswood Convention Centre on Saturday 18th June 2011. This year's event was attended by 270 guests, with representatives from 19 metro and 6 regional clubs. The event also attracted a strong attendance from Swimming WA's key stakeholders including sponsors, government officials and corporate guests. The event was live streamed to more than 300 households and received strong coverage from local and state media.

2011 Swimmer of the Year Award – Major Recipients

Swimmer of the Year	Blair Evans	City of Perth
Coach of the Year	Matt Magee	City of Perth
Age Swimmer of the Year	Adelaide Hart	South Shore / All Saints
Open Water Swimmer of the Year	Rhys Mainstone	City of Perth
Multi Class Swimmer of the Year	Katrina Porter	Southside Penrhos Wesley
Junior Swimmer of the Year	Amy Williams	Aqua Attack /Breakers
Technical Official of the Year	Stella Carrarra	Southside Penrhos Wesley
Volunteer of the Year	Karin Hazel	Peel Aquatic
Swimmer's Swimmer of the Year	Travis Nederpelt	City of Perth

Delivering National events

Brief

In line with our strategic goals, Swimming WA has developed and implemented a rigorous event tendering process to ensure Western Australia continues to make competitive bids for both National and International swimming events.

Outcomes

In 2011 Swimming WA successfully secured two National Events, the 2012 Australian Open Water Championships and the 2012 Australian Short Course Championships, and a brand new and unique international event, the BHP Billiton Aquatic Super Series.

2012 Australian Open Water Championships

Western Australia will host the 2012 Australian Open Water Championships in the lead up to the London Olympic Games following a successful bid for the event by Swimming WA.

The Champion Lakes Regatta Centre in Armadale, Perth will host the championship event in February (17-19), which will see Australia's top open water swimmers from 116 clubs competing in the elite competition.

2012 Australian Short Course Championships

Western Australia has secured the 2012 Australian Short Course Championships - the first national event following the London Olympic Games and selection event to the World Short Course Championships.

The announcement was made by Swimming Australia as part of the 2012-2013 national swimming calendar of events.

This is a great result for the WA swimming community and testament to the strength of the sport in Western Australia.

BHP Billiton Aquatic Super Series

West Australians will get the opportunity to take part in a brand new and unique international aquatic event when the BHP Billiton Aquatic Super Series takes off in WA in 2013.

EVENTS

Over the last 12 months Swimming WA has invested a great deal of effort in developing and securing this exciting opportunity for our sport, which will engage the whole of the state across its multiple elements.

The brand new event, of which Swimming WA is a founding partner, will combine a unique festival of elite and mass participation aquatic sport, headlined by the Australian Swim Team taking on the might of China and South Africa.

A world-class program of pool events will be held at Challenge Stadium in Perth, complemented by two international water polo matches and a series of elite and mass participation open-water races, delivering Perth and Western Australia with a unique and iconic international aquatic event.

The Super Series will also see past and present athletes embark on a regional program that will engage communities throughout regional and metropolitan Western Australia with the event and its sports.

The BHP Billiton Aquatic Super Series will be staged from the 14 to 21 January 2013.

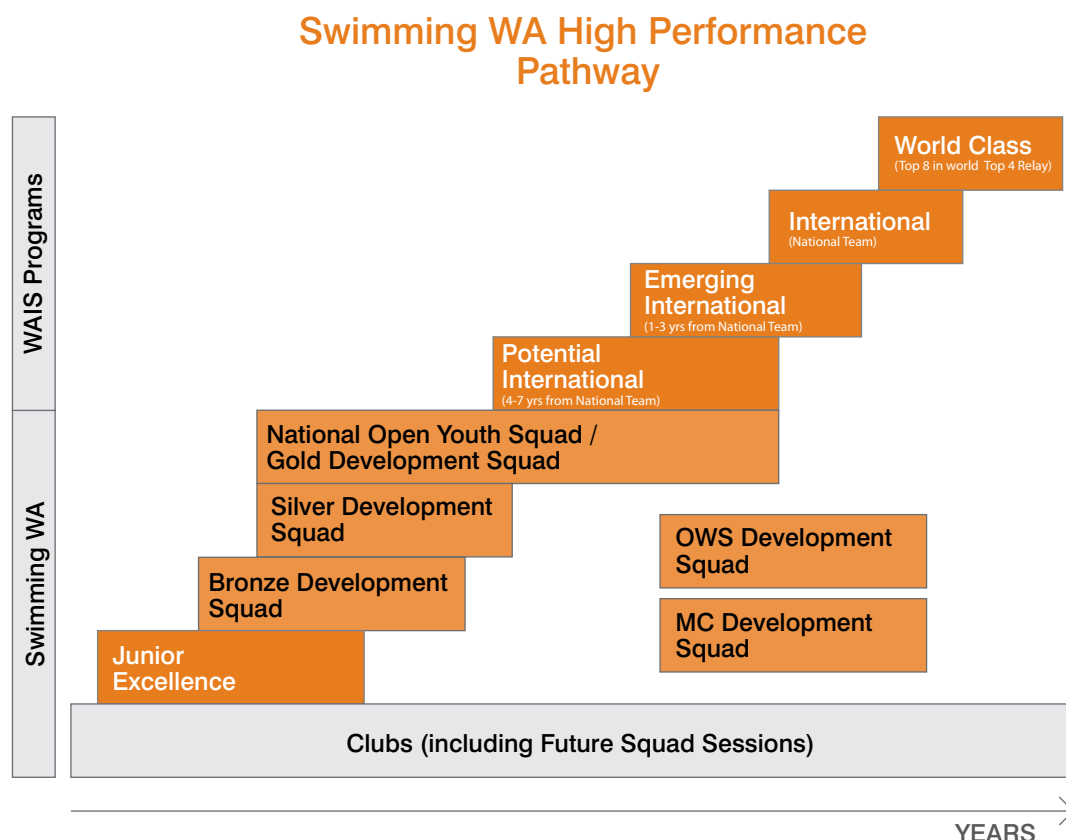


PERFORMANCE

Performance (Squads and Teams)

Brief

The Swimming WA High Performance Pathway was developed in July 2010 with over 180 athletes selected, based on their performances during the 2009/10 long course season. The program was designed to give athletes and coaches the opportunity to advance through the pathway by providing educational activities to enhance athlete performance. Sessions were held twice a month at Challenge Stadium with athletes and their coaches attending under the guidance of Greg Hodge, WAIS Swimming Performance Manager.



Performance and Development Squad	Athletes	Coaches
WAIS Scholarships	12	5
SWA Gold Squad	10	8
SWA Silver Squad	21	13
SWA Bronze Squad	73	20
SWA Development Squad	30	10
Regional Talent Development Squad	23	7
Open Water Squad	8	4
Multi Class Squad	5	5

Travel Assistance Grants (TAG) were provided to WA athletes based on the principle that competitive athletes travelling interstate from Western Australia incur disproportionate travel and accommodation costs compared to interstate athletes when competing interstate. It is recognised that an assisted relief in offsetting some of these costs is in the best interest of Swimming WA for the pursuit of national representation. Over 50 athletes received TAG for National Competitions during 2010/11.

PERFORMANCE

Travel Assistance Funding	Athletes
2011 Age Nationals Championships	19
2010 Short Course Nationals	14
2011 Telstra National Championships	11
2011 Open Water Nationals (Open and Age)	8

Medals at National Championships	Medals	Athletes	Coaches
2010 Short Course Nationals	9	4	3
2011 Telstra National Championships	8	6	3
2011 Age Nationals Championships	22	11	7
2011 Open Water Nationals (Open and Age)	8	5	4

Outcomes

Athletes from WA enjoyed strong success at National competitions throughout 2010/11, winning 47 medals.

As a result of their performances at the 2011 Telstra National Championships 6 athletes from WA were selected for the 2011 World Championship Team.

Junior Excellence Program (JX) and Youth Performance Squad (YPS)

Brief

The JX program recognises swimmers aged 9-13 in a tiered standard of green, bronze, silver, gold and gold star depending on times achieved during the season at certain meets. The YPS program is an extension to the JX program and is targeted to 13-18 year olds. In 2010/2011 Swimming WA recognised 210 swimmers for their efforts.

5 Year Comparison					
	2006/2007	2007/2008	2008/2009	2009/2010	2010/2011
Green	180	198	224	391	453
Bronze	142	164	191	240	291
Silver	207	229	262	278	332
Gold	120	218	197	161	146
Gold Star	21	42	50	62	46
Total	670	851	924	1132	1268

SWA JX Results 2010/2011	
Green	453
Bronze	291
Silver	332
Gold	146
Gold Star	46
Total	1268

WA YPS 2010/2011	
Blue	23
Bronze	89
Silver	76
Gold	22
Total	210

PERFORMANCE

Outcomes

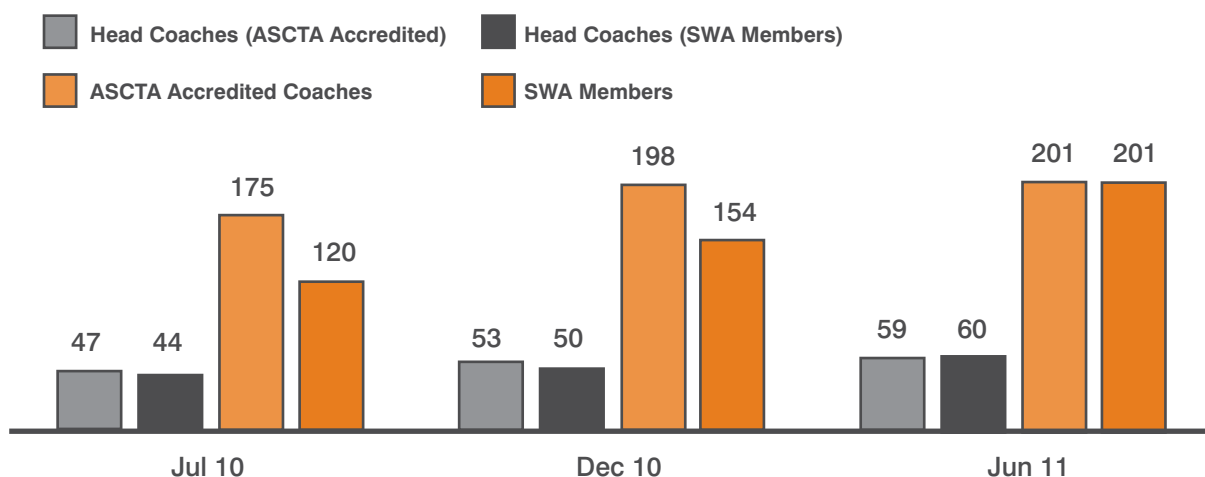
In 2010/2011 Swimming WA had 1268 swimmers achieve a JX standard with each swimmer receiving a pack for their efforts. There has been a constant increase in swimmers being recognised in this program from WA each year. The standards have given swimmers something to work towards and achieve, and the program overall has been widely regarded as a strong success.

Coach Engagement (SWA Members & Accredited Coaches)

Brief

In order to better communicate with and assist WA's outstanding coaching group, Swimming WA recognised the need to develop a coaching member database, and encourage WA's coaches to join as Swimming WA members.

SWA Members & Accredited Coaches



Outcomes

Head Coaches: There were a total of 86 clubs across the state, with 73 of those formally recognising a Head Coach. In July of 2010, 49 of those coaches were accredited however as courses became more widely advertised through the Performance & Development Coach, and as confidence grew within the coaching community, that number increased by 13% to 59 by the close of the 2010/11 financial year.

SWA Coach Membership: A coaching analysis revealed that approximately 290 coaches were operating within the club structure. Of those 290 there were 175 that were ASCTA accredited with 120 of those being members of Swimming WA.

By June 2011 Swimming WA Coach Membership had increased by more than 28% with 201 coaches now being members of Swimming WA and fully accredited under ASCTA.

Education Forums

Brief

Swimming WA conducts a range of education clinics to both Metropolitan and Regional Clubs. The clinics are designed to address education gaps by incorporating pool sessions, presentations, educational lectures, joint meetings and other open forums that ultimately provide a physical link to the state's governing body and open the communication channels between all members of the region.

PERFORMANCE

Metropolitan Clinics

The 10 Metropolitan Clinics held in 2010-2011 covered a wide variety of topics engaging 137 coaches and ensuring all aspects of the SWA Performance Pathway had been covered.

Presentations by the National Youth Head Coach and WAIS Swimming Performance Manager focused on high performance, while the more hands on sessions by the Performance & Development Coach catered for the development level coaches.

Regional Clinics

The 10 Regional clinics held in 2010-2011 were a strong success with 555 swimmers, 95 coaches and 53 clubs participating in the two day clinics.

The clinics focussed on the basic skills of starts, turns, finishes and technique across all four strokes. The clinics saw a notable improvement in the number of disqualifications at Country Pennants and Country Champs as well as a significant increase in the number of participants at country based meets.

Coaches Conference

Once again Swimming WA hosted the annual Coaches Conference, engaging with coaches right across the state. The 2010 SunSmart Coaches Conference took place on the 13th and 14th of November to strong reviews. Some key attendees were ASCTA National President Ross Gage, keynote speaker and Head Coach of the AIS John Fowlie, mentor coach for SWA Bernie Mulroy and Swimming Performance Manager from WAIS Greg Hodge. There were close to 60 coaches in attendance over the two days which was a positive result.

Mentor Coach Program

Brief

Swimming WA has established a sustainable mentor coach program available to all coaches throughout the state that helps identify suitable mentor coaches to assist in the delivery of key messages, both for the association and the sport.

Outcomes

Of the head coaches across the state, 61% have a specific mentor coach in place, with an additional 25% indicating that they network with their fellow coaches in place of having a designated mentor. The Performance & Development Coach has been approached by 6 coaches to become their mentor producing strong results.

Specific coaches have been researched and targeted to become 'regionally based' mentor coaches. Attributes including the coach's ability to communicate and their level of engagement during educational activities throughout the year played a large part in their selection. These coaches have been provided additional educational opportunities to ensure the quality of information passed on is done so to the highest standards expected of our organisation.

Program Visits

Brief

Swimming WA's program visits are designed to engage with the head coaches of each club on yearly basis, to assist in the delivery of coaching support from SWA.

Metropolitan Program Visits

Observations were recorded on the basic skill level of our swimmers, along with important data that will be used to implement more specific educational opportunities, addressing any gaps found within the metropolitan programs.

Regional Program Visits

16 regional visits took place throughout the 2010-2011 season which doubled the overall target. This was due to a combination of the Performance & Development Coach's successful involvement with 10 regional clinics and attendance to 6 regional swim meets across the state.

Face to face contact was made with more than 2000 swimmers and over 200 coaches throughout the 16 regional visits. This significant improvement in contact between Swimming WA staff and the members of our regional areas was rewarded at the 2011 SWA Country Championships which recorded the highest individual athlete attendance in more than a decade.

PERFORMANCE

Partnerships

Brief

Swimming WA has been actively creating partnerships with education and accreditation providers, to ensure the continuity of messages across stakeholder organisations including SWA, SAL, ASCTA National, asctaWA and WAIS.

Outcomes

Relations between Swimming WA and the major coach related stakeholders is stronger than ever, following an busy year of proactive engagement by the Performance & Development Coach.

Attendance at regular asctaWA board meetings, coaching clinics and other coach educational sessions has seen confidence grow, not only within the parties located within our own state but within the wider coaching community across the country.

This confidence has led to Swim Australia joining forces with SWA and asctaWA, in the joint coordination of the 2011 SwimWEST Conference, which for the first time ever, will see the education of Coaches, Learn to Swim Teachers/Pool Operators and Officials all under the same roof.

Strong communication with national bodies Swimming Australia and ASCTA have seen the Performance & Development Coach become a coaching stream coordinator for the 2011 ASCTA Convention and a member of Swimming Australia's Coach Accreditation Review Management Advisory Committee (CARMAC), which is currently reviewing the coach education system.

AsctaWA, and the coaches they represent, were proactively engaged in the planning of the 2011/12 summer calendar, a thorough process that was reported to be a first for the state.

Official Scholarships

Brief

Swimming WA, along with the Technical Committee, have identified the need to further encourage members to become technical officials within the sport, through the promotion of a scholarship program.

Outcome

The Swimming WA Officiating Scholarship will provide parents and ex swimmers the opportunity to continue their involvement in swimming in a different capacity by providing travel assistance, education and access to courses. The scholarship program is expected to be implemented in 2011/2012 and aims to produce more officials with the ability to officiate at a state level.

GET INTO OFFICIATING

You don't have to leave the sport you love – be a part of swimming for life and become a Technical Official!
Technical Officials are an integral part of swimming, and the sport couldn't survive without them.

Scholarships are now available for anyone interested in becoming a Swimming WA Technical Official.

For further information about officiating please contact
Swimming WA - official@wa.swimming.org.au or
(08) 9328 4599. www.wa.swimming.org.au

Photo courtesy of Dilly Carr

healthway Sunday Times perthnow.com.au yorgap TOYOTA WA

GOVERNANCE AND MANAGEMENT

Development of a Strategic Plan for 2010-2015

Brief

The Board of Swimming WA tasked the organisation with the responsibility of developing a new strategic plan that identified the key objectives to which the organisation would be guided by for the next 5 years.

Outcomes

The 2010-2015 Strategic Plan was finalised and printed at the end of 2010, and guides all Swimming WA operations. The Strategic Plan identified seven key areas of operations: Infrastructure, Profile, Community Participation, Sustainability, Events, Performance and Governance and Management.

An Operational Plan was developed to compliment the Strategic Plan, and ensure that all staff operations are aligned to the seven areas of focus for the association over the next five years.

Building partnerships in sport

Brief

As part of the development of the 2010-2015 Strategic Plan, Swimming WA developed the vision:

“ To be the Premier Aquatic Sporting Body in Western Australia ”

Outcomes

With this vision as our goal, Swimming WA has begun to develop stronger partnerships with WA's aquatic sports. In 2010-2011, Swimming WA formed a formal partnership with Synchro WA which will see resources shared between the two organisations, as well as greater collaboration in the areas of development, infrastructure and profile.

Swimming WA has also delivered joint initiatives with Masters Swimming WA, specifically in the area of Open Water, and developed stronger working ties with Water Polo WA. Water Polo WA and Swimming WA are both stake holders in the BHP Billiton Aquatic Super Series.

VISION:

To be the Premier Aquatic Sporting Body in Western Australia

PURPOSE:

Grow participation in a sustainable environment producing champions and lifelong participants, enhancing the Western Australian Community.

- Articulate and address the key strategic issues facing SWA over the next 4-5 years
- Align appropriately with Swimming Australia's strategy for Australian Swimming
- Provide clear leadership for SWA Staff and all SWA Stakeholders

OUR VALUES:

Excellence, Commitment, Innovation, Community, Integrity, Respect, Competitiveness and Inspiration

LIFE
Healthy Lifestyle, Lifelong Participation, Learn to Swim through to Masters Swimming, Aquatic Sports


COMMUNITY
Clubs, Schools, Local Councils, Inclusion of diverse communities and cultural groups, Coaches, Officials, Volunteers, Regional and Rural, Team and Partnerships

PERFORMANCE
Excellence, Best Practice, Quality, World Class Facilities and Infrastructure, Elite Pathway

STRATEGIC GOALS:

1. Actively grow participation in the sport of Swimming in Western Australia
2. Enhance the Sustainability of Swimming WA and its Clubs
3. Align infrastructure development and access with growth of participation
4. Increase the profile of Swimming in Western Australia
5. Deliver competition events and corporate events to the highest standards
6. Deliver sustained high performance by WA swimmers, coaches and officials
7. Progressively and Inclusively Lead Swimming and the Aquatics Sports in WA through good Governance and Management

STRATEGIC PLAN BUSINESS STRATEGIES



TEAMS AND SQUADS

2010 Commonwealth Games, Delhi

Name	Club
Tommaso D'Orsogna	West Coast
Blair Evans	City of Perth
Ian Arblaster (Official)	Breakers

2010 Pan Pacific Championships

Name	Club
Tommaso D'Orsogna	West Coast
Rhys Mainstone	City of Perth
Blair Evans	City of Perth
Sally Foster	Central Aquatic
Matt Magee (Coach)	City of Perth
Dot Harris (Official)	Waroona

2010 OWS World Championships

Name	Club
Rhys Mainstone	City of Perth
Stella Lancey	

2010 Mare Nostrum Tour

Name	Club
Blair Evans	City of Perth
Matt Magee (Coach)	City of Perth

2010 Australian A Team

Name	Club
Travis Nederpelt	City of Perth
Craig Tucker	City of Perth
Merindah Dingjan	Southside Penrhos Wesley

2010 Oceania Championships

Name	Club
Bobby Jovanovich	Arena
Hamish Rose	City of Perth
Brooke Wilson	City of Perth
Ryan Arblaster (Official)	Breakers
Kaye Bolger (Official)	Albany
Dot Harris (Official)	Waroona

2010 Trans Tasman

Name	Club
Adelaide Hart	South Shore
Cooper Rogers	City of Perth
Brianna Throssell	City of Perth
Ian Mills (Coach)	City of Perth
Jackie Wren (Official)	Mandurah

2010 World Short Course Championships

Name	Club
Tommaso D'Orsogna	West Coast
Blair Evans	City of Perth

2010 FINA World Cup Tour – Berlin and Stockholm

Name	Club
Merindah Dingjan	Southside Penrhos Wesley
Sally Foster	Central Aquatic

2011 Australian Summer Swim Series

Name	Club
Blair Evans	City of Perth
Sally Foster	Central Aquatic
Bobby Jovanovich	Arena
Travis Nederpelt	City of Perth
Kris Taylor	Southside Penrhos Wesley

TEAMS AND SQUADS

Australian Squads 2010/2011 Season

Australian Institute of Sport	
Name	Club
Sally Foster	Central Aquatic
Merindah Dingjan	Southside Penrhos Wesley
Tommaso D'Orsgona	West Coast

Gold Dolphins Squad	
Name	Club
Tommaso D'Orsgona	West Coast
Rhys Mainstone	City of Perth
Blair Evans	City of Perth
Sally Foster	City of Perth

Silver Dolphins Squad	
Name	Club
Travis Nederpelt	City of Perth
Craig Tucker	City of Perth
Melissa Benson	City of Perth
Merindah Dingjan	Southside Penrhos Wesley
Katrina Porter	Southside Penrhos Wesley

Bronze Dolphins Squad	
Name	Club
Madeleine Scott	South Lake Dolphins
Brooke Wilson	City of Perth

Flippers Squad	
Name	Club
Cooper Rogers	City of Perth
Adelaide Hart	South Shore
Brianna Throssell	City of Perth

Western Australian Institute of Sport	
Name	Club
Blair Evans	City of Perth
Rhys Mainstone	City of Perth
Travis Nederpelt	City of Perth
Craig Tucker	City of Perth
Kris Taylor	Southside Penrhos Wesley
Hamish Rose	City of Perth
Christian Halliley	All Saints
Brianna Throssell	City of Perth
Brooke Wilson	City of Perth
Emily Kayser	All Saints
Kacey O'Connell	Arena
Rhiannon Dielesen	Arena
Adelaide Hart	South Shore
Melissa Benson	City of Perth

TEAMS AND SQUADS

National Swimming Competitions

2010 Telstra Australian Short Course Championships - Brisbane		
Hannah Barnett	Brielle Jarrett	Alex Taylor
Melissa Benson	Emily Kayser	Kris Taylor
Liam Bodey	Ryan Kayser	Gregg Tidboald
Shanelle Cassir	Stella Lancey	Craig Tucker
Sigrid De Vries	Leonard Lim	Gene Williams
Caris Dempster	Benjamin Lindsay	Brooke Wilson
Rhiannon Dielesen	Travis Nederpelt	Lauren Winter
Merindah Dingjan	Steve Neuwert	
Tommaso D'Orsogna	Charmaine Parker	Officials
Blair Evans	Melissa Ray	Dot Harris
Ryan Evernden	Megan Saggars	Kaye Bolger
Sally Foster	Dianne Saunders	Martin Lankester
Rory Franks	Adele Schultz	Marita Eisenlohr
Christian Halliley	Madeleine Scott	Ryan Arblaster
Jacob Henderson	Luke Smith	Jacqui McNamara
Patrick Hoey	Belinda Spurr	Jackie Wren
Kerryan Hoff	Tommy Sucipto	
Ina Marleen Holm	Samantha Szokolai	

2010 State Teams Short Course – Canberra		
Lennard Bremer	Alex Regnaud	Candice Wall
Jason Dickinson	Jacson Robb	Gene Williams
Maggie Emmett	Cooper Rogers	
Ryan Evernden	Chelsea Sanders	Officials
Lyndon Goldsmith	Jemma Saxon	Jacqui McNamara
Imogen Grice	Adele Schultz	Jackie Wren
David Hoey	William Smith	Marita Eisenlohr
Emily Kayser	Jessica Spittal	Martin Lankester
Benjamin Lindsay	Justine Spurr	Kaye Bolger
Sophie Markham	Jasmine Stimson	Karin Hazell
Alex Mitchell	Tommy Sucipto	
Josephine Ogrady	Rebecca Turnell	

TEAMS AND SQUADS

2011 Australian Open & Age Open Water Championships

Elizabeth Bellis	Chloe Itzstein	Vienna Schnell
Brandon Bennier	Caitlyn Jame	Gemma Smith
Zachary Bevan	Dino Kapac	Lachlan Tassell
Jennifer Blaxill	Paul Laver	Kirra Walter
John Blaxill	Chelsea Lowman	Andrew Warnock
Harry Child	Rhys Mainstone	Kaine White
Holly Child	Brandon Murray	Brooke Wilson
Jason Evans	Jack Osborne	
Brett Fielding	Jake Platt	Officials
Sheridan Glossop	Jiorja Ralston	Ian Arblaster
Elliott Grierson	Rebecca Robinson	Ryan Arblaster
Thurston Hewitt	William Rollo	Stella Carrera
Simon Huitenga	Bianca Russell	

2011 Telstra Australian Open LC Championships – Sydney

Brandon Blake	Bobby Jovanovich	Luke Smith
Sandon Block	Emily Kayser	Liam Smith
Scott Carpenter	Ryan Kayser	William Smith
Jason Dickinson	Gianna Leone	Alex Taylor
Rhiannon Dielesen	Leonard Lim	Kris Taylor
Merindah Dingjan	Benjamin Lindsay	David Thomson
Tommaso D'Orsogna	Rhys Mainstone	Craig Tucker
Blair Evans	Troy Marinich	Madeline Wilkins
Sally Foster	Travis Nederpelt	
Matthew Glucina	Steve Neuwert	Officials
Christian Halliley	Kacey O'Connell	Ian Arblaster
Adelaide Hart	Charmaine Parker	Robyn Arblaster
Jacob Henderson	Katrina Porter	Ryan Arblaster
Alisha Hodgetts	Hamish Rose	Dot Harris
Patrick Hoey	Chelsea Sanders	Jacqui McNamara
Ina Marleen Holm	Madeleine Scott	

TEAMS AND SQUADS

2011 Australian Age LC Championships - Adelaide		
Samantha Aitken-Fox	Sarah Hamilton	Kyle Robinson
Lachlan Armstrong	Emma Hancox	William Rollo
Emily Ashton	Adelaide Hart	Olivia Russell
Hannah Barnett	Brodie Hedges	Salwa Sadek
Alex Baumann	Jacob Henderson	Elly Sagar
Kate Bird	Ross Hendry	Chelsea Sanders
John Blaxell	Louise Hewitt	Jemma Saxon
Dylan Bodey	David Hoey	Adele Schultz
Luke Bowling	Madeline Hopkins	Caitlin Shepherd
Lennard Bremer	Liam Hughes	Thomas Siford
Logan Bristow	Grace Hull	Alexander Smith
Harry Brown	Brielle Jarrett	Kate Smith
Nicholas Brown	Lucy Jenkins	William Smith
Tayla Bunning	Ashleigh Juffermans	Kristen Sokol
Jake Cardosa	Emily Kayser	Jessica Spittal
Scott Carpenter	Jordon Kendall	Luke Staffe
Shelby Carstens	Melanie Kennedy	Paige Stepanoski
Shanelle Cassir	Katherine Langford	Eliza Stewart
Kate Chaisty	Sarah Lawrence	Jasmine Stimson
Alex Chin	Tessa Lawrence	Tommy Suctpto
Montana Colreavy	Liam Logan	Jack Swainson
Tamsin Cook	Katherine Loughnan	Samantha Szokolai
Stefan D'Acunto	Jayden Marciano	Brianna Throssell
Sigrid De Vries	Austin McAleese	Georgia Truscott
Rhiannon Dielesen	Josh McClelland	Rebecca Turnell
Bundi Dingjan	Brody McGowan	Chelsea Unwin
Christopher Dombrowsky	Matthew Meinema	Justin Van-Nieuwburg
Jamie Drewett	Alex Milligan	Braga Verhage
Chante Du Randt	Jessica Moore	Mason Vuletic
Maggie Emmett	Anna Murray	Andrew Walker
Thomas England	Darian Murray	Candice Wall
Alix Etherington	Tayla Nash	Andrew Warnock
Claudia Etherington	Josephine Ogrady	Madeline Wilkins
Christopher Evans	Danae Okulicz	Siobahn Wilkins
Robert Evans	Jack Osborne	Amy Williams
Ryan Evernden	Ryan Pallas	Bradley Williams
Sarah Feast	Kirsten Pannekoek	Beatrice Wilson
Brett Fielding	Luke Pardini	Mitchell Wright
Rory Franks	Charmaine Parker	India Zimpel
Damian Fyfe	Jack Paull	Imogen Grice
Mairi Galbraith	Jemma Pouwelsen	
Jack Gangemi	Melissa Ray	Officials
Lyndon Goldsmith	James Raymond	Lesley Arrowsmith
Jackson Govers	Alex Regnaud	Martin Lankester
Sophie Yaksich	Emma Regolini	Marita Eisenlohr
Laura Halden	Sharni Reidy-Crofts	Jacqui McNamara
Carly Hall	Jacson Robb	Kaye Bolger

REGIONAL COORDINATORS REPORT

Country Swimming

Country Championships held in January at Challenge Stadium and Country Pennants held in March are the highlight of the Country swimming calendar. Again these swim meets have been well supported by all regions.

Swim meets – closed and open have been held in all Regions during the year. During these swim meets clubs have taken the opportunity to organize Technical courses and /or development clinics.

Within the SWA Regions we now have many people training to be Technical officials. During this year many have had the opportunity to experience officiating at State & National meets.

During the year the Region co-ordinators have been able to have three meetings. The first one was a combination of face to face and phone hook up, and the other two at Country Championships and Country Pennants.

Brief Summary of Regions

Southwest – Coordinator - Dot Harris

Southwest (Region 1) has had a great year and we are very proud to announce that we have had from our Region 9 swimmers, 3 coaches attend the Australian National Age Championships that were held in Adelaide in April. What a great effort from our Country Region and we are all very appreciative of the hard dedicated work put into our athletes from our Coaches and their support network.

Our Region started the New Year in July 2010 a little low on revenue. The committee decided to ask our 11 Clubs to help kick start the season with a levy of \$2 per registered swimmer. It was great to have the support of all our Clubs with this request. We were able to get started and run our Clinics.

Our first Clinic was held at Manjimup 18th and 19th September, 2010. This clinic was organised by Steve MacDonald and his band of hard working volunteers in Manjimup. 80 swimmers and 16 coaches along with their families made the journey to Manjimup. As a region we were lucky to have for the first time Terry Lalor from Swimming WA Development come along and assist in the running of the Clinic. Our coaches came back with some very positive feedback and they were happy that swimmers had achieved during the Clinic. Some of our Clubs made a great weekend field trip for their Clubs and voiced their suggestions on returning to Manjimup in the future for other Clinics.

The next Clinic on the program was held at Bunbury Aquatic Centre on 16th October. The hard working Club of Bunbury were the organisers of this Clinic, with a good turnout and positive feedback from the Coaches. There were approximately 70 swimmers in attendance and we were again fortunate to have the skills of Terry Lalor assist our coaches in the coaching of our hard working athletes.

Development Squad 2010/2011

This is never an easy task, but with the dedicated attendance of our delegates to these meetings we managed to select our Squad without too much bother. This year we selected our Squad swimmers from all 11 Clubs making up a total of 37 Swimmers, 10 Coaches and 3 mentor swimmers. The ages ranged from 12 years and up. The clubs also selected 3 junior swimmers from 12 years and younger to attend a coaching session on the Development weekend.

Region One Carnival - Sunday 28th November 2010 - Harvey Pool

What a great day. This we can contribute to the hard working committee members who pulled their Clubs into a working group and with each club having a specific task to perform on the day, it all turned out well. The region was very fortunate to have the kind donation and assistance from Alcoa in funding our Region Meet. Alcoa donated not only \$3,000 American dollars, but through their "Bravo" system they volunteered some of their employees to come along to the carnival and assist during the day. I am sure that some of the Alcoa people now know the ins and outs of a swimming carnival.

The feedback from the swimmers was all positive with many of them making PB's and achieving their qualifying times for States and Country Championships. The timing and recording of our swimmers times was made easier by the attendance of Blue Woods and his timing equipment. I would like to extend to Blue and Sandra a big "Thank You" from the region in their continued support for all our Clubs throughout the whole of Region One.

As we had in attendance all our coaches, swimmers, parents and club members it was a great time to acknowledge our Development Squad.

REGIONAL COORDINATORS REPORT

Mike from GWD managed to secure sponsorship from Country Builders to supply our Squad with T-Shirts. James organised the shirts and we had a bit of a fan fair during the lunch break to present the Squad with their shirts. It was great to have a good selection of celebrities to make this presentation and they were:

Mr. John Saybourne	Councillor from Harvey Shire
Mr. Bryan Holland	Councillor from Harvey Shire
	Manager Alcoa Wagerup
	Manager Country Builders
Mrs. Nola Marino	Member for Forest

WIN News came along to our Carnival and we hit it big time during their sports section.

Adele did a great interview. Thanks Adele.

Our Development Weekend - January 14th, 15th & 16th

James Hornby put together a great program and with the aid of his "Camp Mums" - Sandy Sly and Carol Wright, the camp went off a treat. The Clinic/Swimming side of the weekend was overseen by our very knowledgeable coach from Swimming WA, Terry Lalor. Not only did our coaches and swimmers gain from this weekend, but I believe Terry enjoyed his experience also. He has requested his inclusion in next year's Development weekend. At the first session on Friday night, a few of our swimmers found the Clinic a little daunting. They had not experienced this level of coaching and pace, the "sets" put out to them were ones they had not experienced before. The feedback I got after the weekend was that they all enjoyed the challenge and came away more determined to achieve their goals. That is great feedback and we are all proud of these young swimmers.

The Development Weekend saw our young swimmers (12 years and under) come along to the Harvey pool to learn new skills from Terry and other Coaches. The morning turned out to be very successful and it is something we need to consider in our planning for next year's Development Weekend. Our Mentor Swimmers – Adele, Ryan and Lyndon from Bunbury were the highlight of the day. They got in the pool, mixed and assisted our young swimmers. Our young swimmers went away all enthusiastic to return and maybe gain their place in the "Region One Development Squad for 2011/2012". The Region along with some supplies from Swimming WA put together a small swimming pack for juniors to take home.

Goldfields – Coordinator - Lynda Duncan

Country Pennants - March 5th & 6th 2011 was held in Kambalda

28 visiting clubs from Regional WA

550 registered swimmers in attendance.

Estimate 600 spectators, Officials and parents attended also

Ages of swimmers ranged from 7 to seniors (55 and over)

Outcome of Event

The events all ran on schedule, all bar one minor hiccup with 1 new lane rope braking after 1st race. A replacement was put in quickly and we happily continued with many exciting swim events that followed. Swimmers and spectators all enjoyed a relaxed environment.

To our dedicated team of Volunteer Officials who have been involved with Country Pennants for over 15 years. Thank you.

Our whole community was involved over the weekend, with lunches provided by our Scout Group, Fire Brigade held a morning breakfast BBQ, local Cafe van & kiosk offered healthy lunches, drinks and snacks. Many local residents volunteered their time to help in the overall running of the event from presenting medals to kitchen duties or Announcing. We were very fortunate to have 11 Life Members attend.

The many Sponsors who attended are proud to have been involved in what they saw as a professionally organized, successful project. Our dedicated Committee have put in many hours of hard work and we feel the event put our club into Country Swimming's history books as the host of the 52nd Country Pennants meet. Kambalda won C grade division, a pennant that our club has only ever won once before.

REGIONAL COORDINATORS REPORT

All clubs, officials, volunteers, guests and sponsors were rewarded after the event with a thank you letter and/or a medal as a memento of this great event. Sponsorship, through promotion of our dedicated committee made this a profitable event also.

Weeks following the event, our club has received many emails, good wishes and thanks for hosting a great Country Pennant. Again we are proud to have done this and hope we may host many more events in the future just as successful.

We wish Collie the best of Luck for next year and are happy to help in any way needed.

Kimberley- Coordinator - Laura Handscombe

The two affiliated swimming clubs in the region are Broome Barracudas Swimming Club and Derby Sharks Swimming Club. Both clubs train all year round, however membership tends to peak in term 1 when Broome has around 100 active members and Derby 60. Derby has struggled this year to attract committee members and coaches resulting in difficulties for the club and a lack of attendance at competitions. However a couple of new faces have stepped in and an AGM is due to be held in Derby soon. Broome has had another busy year with membership continuing to expand where possible over six training squads. The main barrier to club expansion for Broome is lack of lane space, which is only going to get more difficult as the town grows.

The following development activities have been held in Broome this year:

- 18th / 19th June - Clinic with CJ from West Coast
- 30 Sept / 1st Oct - Clinic with Kareena Preston from South Shore
- 2nd & 3rd October - Kimberley Open Short Course Championships which attracted over 100 entries from 16 clubs mainly from Perth, ensuring a high level of competition for our swimmers
- 13th November - Broome Club Championships
- 16th /17th April - Clinic with Terry Lalor, Performance and Development Coach Swimming WA
- 25/26 June - Kimberley Region Time Trials and Officials training with Kaye Bolger

Swimmers from the region travelled to the following competitions:

- Pilbara Championships in Port Hedland (Broome won overall and handicap trophies)
- LC State Age Championships, LC Junior Championships, SC Age Championships in Perth
- Country Championships in Perth
- NT Open and Age Championships in Darwin
- North West Open in Karratha
- The Arafura Games in Darwin

However due to cost and distance the majority of Broome swimmers are only able to compete at official meets once a year at the Kimberley Open Short Course.

High Performance

Broome has a small group of high performance swimmers who train up to 8 sessions a week. For the first time in many years two of these swimmers were selected for the Regional Talent Development Squad and attended the Super Camp in Perth after the State Championships. They are extremely grateful for this opportunity. Due the isolation of the Kimberley and lack of local competition it is extremely hard to get to this level and development opportunities are much appreciated.

Great Southern – Coordinator - Kaye Bolger

Great Southern Championships held in Katanning were well attended and very well presented by the Katanning Club.

Narrogin hosted the Region Clinic this year with Terry Lalor as the visiting coach – all swimmers and coaches who attended gained benefit and enjoyed the experience.

Overall swimmer numbers in the Region are slightly down but the number competing at Country and State Championships increased – indicating the level of commitment and coaching is improving.

REGIONAL COORDINATORS REPORT

Pilbara – Coordinator - Erin Shaylor

The first event of the season was the Hancock Family Pilbara Championships. Broome joined the event and dominated the results. Hedland hosted the event.

Karratha took a team to the Country Pennants in Kambalda and competed in A grade despite having no pool to train in other than a small one at the Bay Village workers camp.

The February Tornado prior to a cyclone devastated the town pool for almost the rest of the season, only opening just in time for the North West Open swimming champs which looked very likely not to go ahead. The North West Open drew teams from all over the Pilbara and Kimberley again and offered officials some training from Swimming WA officials. The event went off well with reduced numbers due to the late notice of the event being able to go ahead. As it stands the pool still does not have lighting so Karratha club can only operate time trials in daylight hours. This is a problem for the club as pool space is at a premium.

Chris Twomey delivered the Junior and Assistant coaching course to 13 potential coaches. Four coaches have since been signed off with their Green licence by a local Bronze licence coach. We had other clinics planned but were not carried out due to the pool closure in Karratha. The region is planning coaching and officials' clinics this season. The region has only one officially signed off referee which is a grave concern. Hopefully we can draw on parent help to step up to training opportunities. The transient nature of the Pilbara is ongoing and we lose our skill base annually. The vision for the Pilbara Cities will be great if facilities are provided to allow these clubs to develop and grow.

Jan Smith Country Coordinator



TECHNICAL, EDUCATIONAL AND OFFICIALS COMMITTEE REPORT

Another busy year has gone by and many of our Technical Officials have represented SWA at various levels of meets throughout the year.

Internationally Ryan Arblaster, Ian Arblaster, Robyn Arblaster, Dot Harris, Kaye Bolger and Alison Tilt have all received appointments at various pool meets and Stella Carrara has been appointed to Open Water – most recently at the World Championships in Shanghai.

On the National level Lesley Arrowsmith, Ryan Arblaster, Ian Arblaster, Robyn Arblaster, Dot Harris, Jacqui McNamara, Kaye Bolger, Marita Eisenlohr and Martin Lankester have all been appointed.


Congratulations to Sharon Streatfield, Eric Smith, Neil Maughan, Sally Bennett and Norm Bario who have all achieved their R1 status – we look forward to them continuing to the next level. A number of Trainee Officials have all moved through the various levels of training and are on their way to this status also.

The Technical and Education Committee are constantly striving to improve the standard of Officiating at swim meets throughout WA and run many courses throughout the State each year. There is also constant assessment processes happening to assist all Technical Officials to achieve their goals. There are opportunities for all members of the swimming community to take up a Technical role and this year Swimming WA, along with the Technical Committee will be introducing a scholarship scheme to assist parents and swimmers to move into Officiating at the end of their competing careers.

Thank you to all Technical Officials throughout WA for volunteering their time to ensure the smooth running and high standard of swim meets we experience. Thanks also to the Technical Committee for their commitment to the education and training of our Officials.

Kaye Bolger

Swimming WA Technical Coordinator



RECORDS OFFICER REPORT

During the past season a total of 503 state records were broken during the 2010 / 2011 season compared to the 425 for the 2009 / 2010 season.

The top 5 record breaking clubs were City of Perth (85), Applecross (75), South Shore (68), Arena (46) then Breakers with (41). There were a total of 16 clubs whose members broke records (this is up from the 15 last season).

The top 5 female record breakers were Adelaide Hart APP/STSH with (143), Brianna Throssell CPER (60), Amy Williams BRW (27), Tamsin Cook BRW (27) and Emily Kayser AST (10). There were a total of 14 local female record breakers.

The top 5 male record breakers were Tommy Sucipto SLD (34), Lennard Bremer AAA (9), Andrew Walker WSS (8) and Austin McAleese ROC, Ethan McAleese ROC, Zachary Bevan ROC (all with 6 each), and Damian Fyfe CPER with (5). There were a total of 14 local male record breakers.

State Statistics

The Oldest Male Long Course record broken was Tommy Sucipto of South Lake Dolphins 18yrs 100m Breaststroke on 19th April 2011 which broke the record previously held by Peter Evans of City of Perth set on 22nd July 1980, a record that stood for 30yrs and 271 days (incidentally this was Peter's Olympic Bronze Medal Time in Moscow, Russia during the 1980 Olympic Games).

The most improved Male Long Course record broken was the West Coast's team of Bradley Brown, Gene Williams, Dario Pervan and Patrick Hoey 15yrs 400m Medley Relay which was reduced from time of 4:34.60 to Southside Penrhos Wesley's Bradlee Sheppard, Jayden Marciano, Thomas Siford and Mathew Sankey's time of 4:17.03 a 6.84% improvement.

The Oldest Male Short Course record broken was WA All Comers & Residential Club 13yrs 200m Medley Relay West Coast's team of Andrew Warnock, Kyle Robinson, Brandon Tay and Geordi Tsigotis on 24th July 2010 which broke the record previously held by Aqua Attack's team of Lucas Goode, Brett Woodfroffe, Balacs Markuz and Adam King set on 31st August 1997, a record that had stood for 12yrs and 327 days.

The most improved Male Short Course record broken was the All Comers, WA All Time and Residential 12yrs 800m Freestyle which was reduced from Jack Osborne's time of 9:58.42 to Ethan McAleese's new time of 9:13.14 a 8.19% improvement.

The Oldest Female Long Course record broken was Brianna Throssell of City of Perth's 14yrs 200m Butterfly on 19th December 2010 which broke the record previously held by Megen Johnston of Gladstone, QLD set on 27th February 1987, a record which had stood for 23yrs and 295 days.

The most improved Female Long Course record broken was the WA All Time 13yrs 100m Butterfly which was reduced from Brianna Throssell's time of 1:05.03 to Maggie Emmett's new time of 1:02.53 an 4.00% improvement.

The Oldest Female Short Course record broken was Emily Kayser of All Saints's 16yrs 800m Freestyle on 24 July 2010 which broke the record previously held by Rachel Harris of Claremont Uniswim on 4th August 1995, a record which had stood for 14yrs and 355 days.

The most improved Female Short Course record broken was the WA Residential 15yrs 100m Backstroke which was reduced from Adelaide Hart's time of 1:03.11 to Adelaide Hart's own time of 1:00.56 a 4.21% improvement.

RECORDS OFFICER REPORT

Country Statistics

During the past season a total of 426 country records were broken during the 2010 / 2011 season compared to the 350 for the 2009 / 2010 season.

The top 5 record breaking clubs were Bunbury (275), Peel Aquatic (123), Kalgoorlie (10), Albany (7) followed by Geraldton (5). There were a total of 7 clubs whose members broke records.

The top 5 female record breakers were Adele Schultz BUN (40), Emma Hancox GER/BUN (27), Kate Bird BUN (18), Imogen Grice KLG (10) and Alexandra Leather PAQ (4). There were a total of 9 country members that broke country records.

The top 5 male record breakers were Ryan Evernden BUN (84), Lyndon Goldsmith BUN (83), Robert Evans PAQ (63), Brodie Hedges PAQ (22) and Jeremy Brough PAQ, Jordan Kendall BUN and Keigan Williams PAQ (all with 6 each). There were a total of 12 country members that broke country records.

The Oldest Male Long Course record broken was Jeremy Brough of Peel Aquatic's 13yrs 50m Butterfly on 12th December 2010 which broke the record previously held by Bradley Hitchcock of Bunbury set on 4th January 1985, a record that stood for 25yrs and 342 days.

The most improved Male Long Course record broken was the Country All Time and Residential 16,17,18yrs and Open 400m Medley Relay which was reduced from Broome's time of 5:13.55 to Bunbury's time of 4:20.34 an 20.44% improvement.

The Oldest Male Short Course record broken was Brodie Hedges of Peel Aquatic's in the 15yrs 50m Breaststroke set on 4th September 2010 which broke the record previously held by Luke Youard of Bunbury's on 25th July 1992, a record that had stood for 18yrs and 041 days.

The most improved Male Short Course record broken was the Country All Time and Residential 13yrs 800m Freestyle which was reduced from Benjamin Bray's time of 10:35.96 to Jordan Kendall's new time of 9:24.26 an 12.71% improvement.

The Oldest Female Long Course record broken was Emma Hancox of Bunbury's 17, 18yrs and Open 100m Breaststroke on 19th December 2010 which broke the record previously held by Toni Ciffolilli of Bunbury's set on 5th January 1995, a record which had stood for 15yrs and 348 days.

The most improved Female Long Course record broken was the Country Residential 17,18yrs & Open 50m Breaststroke which was reduced from Emma Hancox's time of 0:34.44 to Emma Hancox's own time of 0:33.46 an 2.93% improvement.

The Oldest Female Short Course record broken was Imogen Grice of Kalgoorlie 15,16, 17, 18yrs & Open 400m Individual Medley on 19th September 2010 which broke the record previously held by Toni Ciffolilli of Bunbury on 4th August 1995, a record which had stood for 15yrs and 46 days.

The most improved Female Short Course record broken was the Country All Time & Residential 8yrs 100m Backstroke which was reduced from Belinda Cole's time of 1:53.37 to Alexandra Leather's new time of 1:41.04 - a 12.20% improvement.

Tony Ball

Swimming WA Records Officer

Swimming WA Country Records Officer

Summary of Top Record Breaking Clubs 2010/2011

Club	Long Course			Total	Short Course			Grand Totals
	All Comers	All Time	Residential		All Comers	All Time	Residential	
City of Perth	1	30	17	48	6	14	17	37
Applecross					20	31	24	75
South Shore	11	35	22	68				68
Arena		8	16	24	4	8	10	22
Breakers WA		6		6	11	11	13	35
Aqua Attack	2	7	8	17	5	6	8	19
South Lake		8	2	10	5	14	5	24
Southside Penhros Wesley	4	6	4	14	4	4	6	14
West Coast	2	2	4	8	6	7	6	19
Rockingham					6	6	6	18
All Saints					4	7	6	17
Western Sprint		1		1	4	6	5	15
Victoria Park			1	1	1	1	1	3
Fremantle Port		2	2	4				4
Central Aquatic		1		1		1		1
Bunbury						1		1
Totals	20	106	76	202	76	117	107	300
								502

Tony Ball
Swimming WA – Records Officer
1-Jul-2010 to 30-Jun-2011

Season Total 2009 / 10 376
Season Total 2008 / 09 364
Season Total 2007 / 08 289
Season Total 2006 / 07 503
Season Total 2005 / 06 387
Season Total 2004 / 05 500
Season Total 2003 / 04 1124
Season Total 2002 / 03 1120
Season Total 2001 / 02 1019

Summary of Individual Records 2010/2011

Female									
Name	Club	Long Course			Short Course			Total	Grand Total
		All Corners	All Time	Residential	Total	All Corners	All Time	Residential	
Adelaide Hart	Applecross/South Shore	11	35	22	68	20	31	24	75
Brianna Throssell	City of Perth	1	21	16	38	4	8	10	22
Amy Williams	Breakers WA	2	7	6	15	4	4	4	12
Tamsin Cook	Breakers WA		6		6	7	7	7	21
Emily Kayser	All Saints					5	6	6	17
Grace Hull	Breakers WA					4	4	4	12
Jasmine Stimson	Arena		2	3	5	1	2	1	4
Kacey O'Connell	Arena			1	1		2	6	8
Hazel Son	Southside Penhros Wesley					2	2	2	6
Jaime Prescott	Western Sprint					2	2	2	6
Maggie Emmett	Arena		3	1	4		1		5
Blair Evans	City of Perth		2	1	3		2		5
Emma Hargrave	Victoria Park					1	1	1	3
Sally Foster	Central Aquatic		1		1		1		2
Total Female Records		14	77	50	141	50	73	67	190
									331

Male									
Name	Club	Long Course			Short Course			Total	Grand Total
		All Corners	All Time	Residential	Total	All Corners	All Time	Residential	
Tommy Suctio	South Lake		8	2	10	5	14	5	24
Lennard Bremer	Aqua Attack			2	2	1	2	4	7
Andrew Walker	Riverton		1		1	2	3	2	7
Austin McAleese	Rockingham					2	2	2	6
Ethan McAleese	Rockingham					2	2	2	6
Zachary Bevan	Rockingham					2	2	2	6
Damian Fyfe	City of Perth		5		5				5
Travis Nederpelt	City of Perth		2		2		2		4
Christian Halilley	All Saints						2	1	3
Alexander Taylor	Southside Penhros Wesley		2		2				2
Jack Osborne	Riverton					1	1	1	2
Tommaso D'Orsogna	West Coast					2	2		2
Bobby Jovanovich	Arena			1	1				1
William Smith	Victoria Park			1	1				1
Total Male Records		14	18	6	24	14	32	19	65
Grand Totals			95	56	165	64	105	86	255
									420

Tony Ball
Swimming WA – Records Officer 1-Jul-2010 to 30-Jun-2011

RECORDS OFFICER REPORT

Summary of Individual Records 2010/2011

Brief Summary of records created or broken by WA Swimmers at Interstate or Overseas Swim Meets or Records broken or created in WA due to National Events, in chronological order.

Date	Occasion	LC/SC	ACW	ACS	All Comers WA State Relay Record	ACC	WA All Time Record	WAT	WATS	WATC	RE	RES	REC	CAT	CATC	CR	CREC
05-Jul-2010	Trans-Tasman Series	SC	Away				31										31
11-Jul-2010	Albany Short Course Swim Meet	SC	Home											1		1	2
14-Jul-2010	Telstra Australian Short Course Championships	SC	Away				8							1			9
24-Jul-2010	Hancock FMF State Age SC Championships	SC	Home	6	47	6	34	5	6	68	8	8	8	67		72	327
14-Aug-2010	Swimming WA SC Qualifying Meet # 3	SC	Home		1		1			1							3
18-Aug-2010	Pan Pacific Championships	LC	Away				2										2
21-Aug-2010	Hancock FMF Junior SC Championships	SC	Home	5	5		5				5			2		2	19
29-Aug-2010	Peel Aquatic SC Carnival	SC	Home											1		1	2
04-Sep-2010	Hancock FMF State Open SC Championships	SC	Home	3	3		4	4			5	2	2	4		7	27
18-Sep-2010	State Teams SC Meet	SC	Away				12	2						9			23
09-Oct-2010	City of Perth LC Classic	LC	Home											2		2	4
16-Oct-2010	FINA / Arena Swimming World Cup - Singapore	SC	Away				1										1
17-Oct-2010	Bunbury Open Carnival	LC	Home											2		3	5
31-Oct-2010	FINA / Arena Swimming World Cup - Berlin	SC	Away				1										1
06-Nov-2010	HFMF Distance Meet	LC	Home											6		6	12
21-Nov-2010	Swimming WA LC Qualifying Meet # 2	LC	Home								1						1
12-Dec-2010	Naragin Open Carnival	LC	Home											1		1	2
12-Dec-2010	McDonalds Queensland State Championships	LC	Away				22										22
17-Dec-2010	10th FINA World Swimming Championships	LC	Away				1										1
18-Dec-2010	SunSmart LC State Age Championships	LC	Home	14	1	1	20	2	5	46	5	5	9	45	8	45	8
08-Jan-2011	Swimming WA Country Championships	LC	Home											6		6	12
21-Jan-2011	SunSmart State Open Championships	LC	Home				1				5			10		10	26
05-Mar-2011	Country Pennants	LC	Home												4		4
18-Mar-2011	End of Summer Sensation	LC	Home				2				4						6
03-Apr-2011	Telstra Australian Open LC Championships	LC	Away				16										16
09-Apr-2011	Swimming WA Junior Championships	LC	Home			4				4		2	4		1		1
18-Apr-2011	Australian Age Championships	LC	Away				32							20			56
28-May-2011	Swimming WA SC Qualifying Meet # 1	SC	Home	4			4				5			10		10	33
04-Jun-2011	Mandurah Challenge Swim for Cash	SC	Home											6		6	3
11-Jun-2011	South Lake Dolphins Sprint Carnival	SC	Home	1			1				1			8		8	19
25-Jun-2011	Swimming WA SC Qualifying Meet # 2	SC	Home	2			2				2			4		5	15
				77	7	11	200	9	15	143	17	23	205	20	185	16	928

Tony Ball

Swimming WA – Records Officer 1-Jul-2010 to 30-Jun-2011

REGISTRATIONS

As at 31 May 2011

	2010/2011 Season								Total
	Comp	Rec	Total	N/C	Coach	Official	L/M	First Claim	
Total Metropolitan	2452	161	2613	377	64	41	9	1	3105
Total Country	1767	509	2276	394	96	45	3		2814
Total Memberships	4219	670	4889	771	160	86	12	1	5919

Metro Registrations	Comp	Rec	Total	N/C	Coach	Official	L/M	First Claim	Total
All Saints	58	1	59	10	2				71
Aqua Attack	25	3	28	6	2				36
Aquajets	28		28	6					34
Arena	139		139	8	4	2			153
Armadale Kelmscott	75		75	10	4				89
Barracudas	40		40	5					45
Breakers	109	1	110	6	4	7			127
Central Aquatic	83	4	87	12	2				101
City of Perth	81	3	84	12	4	3	3		106
Fremantle Port	86		86	12	4	3			105
Guildford Blues	96		96	12	1				109
Kalamunda	124	11	135	8	1	2			146
Kwinana	40		40	31			1		72
Lawley Aquatic	40	1	41	24	1				66
Lesmurdie Legends	63	28	91	6	1				98
Mirraboooka	22	12	34	8					42
Mt Helena	31	0	31	4					35
Newman Churchlands	160	1	161	12					173
Riverside	80		80	9	2				91
Riverton Aquanauts	31		31	7	1				39
Rockingham	99	34	133	14	3	3			153
Rossmoyne	41	9	50	1					51
Southlake Dolphins	92	2	94	17	1				112
South Shore (App & Melv)	107	8	115	21	5	4			145
Southside Penrhos Wesley	137		137	6	6	2		1	152
Superfins	26		26	13	1	1			41
Swan Hills	55	1	56	1		2			59
Thornlie	41		41	19			1		61
Tuart Hill	56		56	10	2				68
Unattached - affiliated			0	1	2	1	2		6
UWA Uniswim	41		41	11	1	1			54
Victoria Park	43		43	17	2		2		64
West Coast	153	19	172	22	1	2			197
Western Sprint	89		89	10	5	3			107
Westside Christchurch	61		61	2	2	5			70
Wooroloo		23	23	4	0				27
Metro Total	2452	161	2613	377	64	41	9	1	3105

REGISTRATIONS

As at 31 May 2011

Country Registrations	Comp	Rec	Total	N/C	Coach	Official	L/M	First Claim	Total
Albany	68	9	77	9	2	1			89
Beverley	10	14	24	4					28
Bridgetown	30		30	5	2	2			39
Broome	68	28	96	4	5	1			106
Bunbury	96	2	98	71	4	2			175
Busselton	66		66	11	2	1			80
Carnarvon	25	23	48		5	8			61
Collie	41	12	53	3	3				59
Corrigan	22	29	51	8	1				60
Dalwallinu	12	16	28	1					29
Derby	7	2	9						9
Dumbleyung			0						0
Esperance	20	24	44	24					68
Exmouth	41	37	78	21	6				105
Georgiana Molly	43	2	45	7	2	1			55
Geraldton	74		74	4	6	3			87
Gingin	13	14	27	8					35
Golden West Dolphins	48		48	33	2				83
Harvey	20		20	7					27
Hedland	89		89	5	7				101
Kalgoorlie	55		55		5	1			61
Kambalda	37	1	38	13	4				55
Karratha	81		81	6	2	2	2		93
Katanning	10	15	25	4					29
Kellerberrin	11	32	43		1	1			45
Kojonup	12	22	34	1	1				36
Lake Grace	19	24	43	1	1				45
Mandurah	87	14	101	21	6	3			131
Manjimup Marlins	21	5	26	3	1				30
Merredin	32	30	62		5				67
Moora	46	2	48	6		1			55
Mt Barker	31		31		1	1			33
Narembeen			0						0
Narrogin	88	0	88	46	4	2			140
Newman	26	27	53						53
Northam	32	0	32	3	1	7			43
Pannawonica	20	9	29	2					31
Paraburdoo	17	9	26		1				27
Peel Aquatic	91	1	92	4	2	1			99
Quairading	12	19	31						31
Tom Price	25	34	59	3	1	1			64
Wagin	29	2	31	13					44
Warooka	24	1	25	8	2	1			36
Wickham	71	5	76	8	6				90
Wongan Hills	24	33	57	15	2	1	1		76
Wundowie	7	2	9	2					11
Yilgarn	13	5	18	1	2	1			22
York	53	5	58	9	1	3			71
Country Total	1767	509	2276	394	96	45	3	0	2814

FINANCIAL STATEMENTS

Board Report

Your board members submit the financial report of the Western Australian Swimming Association (Inc.) for the financial year ended 30th June 2011.

Board Members

The names of the board members throughout the year and at the date of this report are:

J Bailey
J Williams
T Picton-Warlow
R Lucas
R Corkill
L D'Orsonga
J Hart
S Taylor (Executive Director)

Principal Activities


The principal activities of the Association during the financial year were to provide, manage and promote swimming in WA and to manage and promote competitive opportunities to members of the association.

Significant Changes

No significant change in the nature of these activities occurred during the year.

Operating Result

The surplus/(Deficit) for the year was (\$168,340).



Jeanette Bailey
President



Simon Taylor
Executive Director

Dated this 13th day of September 2011

FINANCIAL STATEMENTS


Statement by Member of the Board

The board has determined that the Association is not a reporting entity and that this special purpose financial report should be prepared in accordance with the accounting policies outlined in Note 1 to the financial statements.

In the opinion of the board the financial report.

1. Presents fairly the financial position of Western Australian Swimming Association (Inc) as at 30th June 2011 and its performance for the year on that date.
2. At the date of this statement, there are reasonable grounds to believe that Western Australian Swimming Association (Inc.) will be able to pay its debts as and when they fall due.

This statement is made in accordance with a resolution of the Board and is signed for and on behalf of the board by:

A handwritten signature in black ink, appearing to read 'Bailey', with a large loop at the end.

Jeanette Bailey
President

Dated this 13th day of September 2011

FINANCIAL STATEMENTS

Financial Report

Financial Year Ended 30th June 2011 And Outlook For 2011/12

The Association is in a healthy financial position finishing the year as at 30th June 2011 with net assets of **\$823,269**.

The Swimming WA board in consultation with the Finance and Governance Committee made a conscious decision to establish a Business Continuity Reserve combining funds from the previous Commonwealth Games Trust, World Championship Reserve and Asset Replacement Reserve. The reserve was established equal to 75% of Operational costs.

The Association's end of year financial position was a surplus of \$20,452 after accounting for a number of strategic investments made by the association in the sports future, and reconciling of material errors from 2009/10. These investments were made due to the strong financial position of the association and are testament to the Swimming WA's Board and Executive Management's strategic positioning of the association.

The breakdown of the result is as follows:

Details	Amount	Total	Comment
2010/2011 Financial Operations		Deficit	\$179,809
Items reducing Deficit			
Reduction in Holiday Pay Provision	\$11,169		
Investment in future	\$93,000		Performance and Development Coach role including on costs
Investment in future	\$10,000		Website upgrade and new platform
Investment in future	\$10,000		SWA office refurbishment
Depreciation Adjustment	\$42,902		
Adjustment of prior year	\$33,190		Sponsorships, facility hire, and event costs not accrued from 2009/10
	\$200,261	\$200,261	
	Surplus	\$20,452	

The Association had total receipts of **\$1,436,961** and total operating payments of **\$1,616,770** for the year.

The Association's staff should be commended for their work in achieving the outcomes of the association in 2010/11 within the budget constraints.

Membership remained steady for 2010/11, however with the association's investment in the Performance and Development Coach and the Development area this should grow in 2011/12.

Swim meet entries for 2010/11 increased on the previous year and the association in conjunction with the Competition Planning Committee have made a number of changes, and a capital investment in timing equipment to continue to grow active participation in swim meets.

The Association's Learn to Swim business enabled the association to increase development activities throughout the year and will further grow in 2011/12.

The Association received the following Government Grants during the 2010/11 year.

Healthway	\$115,000
Department of Sport & Recreation – Organisational Development	\$140,000
Department of Sport & Recreation – Regional Talent Development	\$ 45,000
Department of Sport & Recreation-Other	\$ 17,041
Department of Sport and Recreation – International Sport	\$ 30,000

The Association thanks both the Department of Sport and Recreation and Healthway for their continued support in the growth and development of our sport. As part of the recognition now being shown Swimming WA as a professional and strategic deliverer of sport in Western Australia, a number of government grants will increase in 2011/12 including support from both Healthway and the Department of Sport and Recreation. In addition further funding of our sport through Eventscorp and Venues West will ensure the delivery of national events.

FINANCIAL STATEMENTS

In addition the Association received sponsorship income totaling **\$157,251** from the following sponsors:

Hancock Medical Foundation
Swimming Australia
Vorgee
Toyota
The Sunday Times
Swimmers World
Water Corporation
Palm Springs

The Association also thanks these sponsors for their continued support and welcomes our new sponsors, Toyota WA and The Sunday Times in 2010/11. The association's budgets for 2011/12 reflect a further increase in Sponsorship revenues, which is a testament to our corporate partners confidence in the future of our sport.

A handwritten signature in black ink, appearing to read 'Bartsh', with a stylized flourish at the end.

Brian Bartsh

Chairman
Swimming WA
Finance and Governance Committee

8 September 2011

FINANCIAL STATEMENTS

Addendum A:

The SWA Finance and Governance Committee have developed the following for items with a variance greater than \$20,000 or 5%, whichever is greater.

Membership Income:

Variation due to increase of Swimming Australia Capitation Fee - Membership remained stable.

Marketing Income:

Variation due to increase in sponsorship from Toyota and Sunday Times.

Learn to Swim Income:

Significant growth in Learn to Swim numbers across the season.

Membership Expenditure:

Variation due to increase of Swimming Australia Capitation Fee.

Marketing Expenditure:

Variation due to Sunday Times Advertisements as part of sponsorship and additional promotions and communications.

Operations Expenditure:

Variation due to increase head count in SWA offices and associated overheads

Open Water Swimming Expenditure:


Variation due to running separate State Championships from Open Water Series, bringing to account staff costs from head office and timing equipment training.

Learn to Swim Expenditure:

Variation due to additional running costs, staffing and lane hire, with increase in bookings. In addition bringing to account staff costs from head office.

Performance and Development Coach Expenditure:

Strategic appointment of role including salary, travel, on costs and coach education and training.



Anderson Munro & Wyllie CHARTERED ACCOUNTANTS

Unit 8/7 Hector Street, Osborne Park WA 6017
PO Box 1357, Osborne Park WA 6916

Phone: (08) 9445 9955 Fax: (08) 9445 9966

ABN 59 125 425 274

Website: www.amwaudit.com.au

Liability limited by a scheme approved under Professional Standards Legislation

Independent Audit Report

Report on the Financial Report

We have audited the accompanying financial report of the Western Australian Swimming Association Inc (WA Swimming) which comprises the Assets and Liabilities Statement as at 30 June 2011, the Income and Expenditure statement, the Board of Management Statement, and notes comprising a summary of significant accounting policies and other explanatory information.

Board of Management's Responsibility for the Financial Report

The Board of management of WA Swimming is responsible for the preparation and fair presentation of the financial report, in accordance with accounting policies used and for such internal control as management determines is necessary to enable the preparation of the financial report that is free from material misstatement, whether due to fraud or error.

The Board of the WA Swimming has determined that it is a non reporting entity, because there does not exist any users of the financial report who are unable to command the preparation of reports to satisfy all their information needs. The financial report is therefore a special purpose financial report, which does not require the application of all Accounting Standards in Australia, and other financial reporting requirements. The Board of the WA Swimming has determined that the accounting policies used is consistent with the Association's financial reporting requirements and are appropriate to meet the needs of the members. No opinion is expressed as to whether the accounting policies used are appropriate to the needs of the members.

Auditor's Responsibility

Our responsibility is to express an opinion on the financial report based on our audit. We conducted our audit in accordance with Australian Auditing Standards. Those standards require that we comply with relevant ethical requirements relating to audit engagements and plan and perform the audit to obtain reasonable assurance about whether the financial report is free from material misstatement.

An audit involves performing procedures to obtain audit evidence about the amounts and disclosures in the financial report. The procedures selected depend on the auditor's judgement, including the assessment of the risks of material misstatement of the financial report, whether due to fraud or error. In making those risk assessments, the auditor considers internal control relevant to the entity's preparation and fair presentation of the financial report in order to design audit procedures that are appropriate in the circumstances, but not for the purpose of expressing an opinion on the effectiveness of the entity's internal control. An audit also includes evaluating the appropriateness of accounting policies used and the reasonableness of accounting estimates made by management, as well as evaluating the overall presentation of the financial report.

We believe that the audit evidence we have obtained is sufficient and appropriate to provide a basis for our audit opinion.


Independence

Anderson Munro & Wyllie are independent of the WA Swimming, and have met the independence requirements of Australian professional ethical pronouncements.

Opinion

In our opinion the financial report presents fairly, in all material respects, the financial position of WA Swimming as at 30 June 2011, and its financial performance for the year then ended in accordance with accounting policies described in Notes to the accounts.

FINANCIAL STATEMENTS



Basis of Accounting

Without modifying our opinion, we draw attention to Note 1 to the financial report, which describes the basis of accounting. The financial report has been prepared for the purpose of fulfilling the Board of Management's financial reporting responsibilities. As a result, the financial report may not be suitable for another purpose.

Dated the 8th day of September 2011 in Perth, Western Australia

AMW (AUDIT) PTY LTD

Anderson Munro & Wyllie
Chartered Accountants

Billy-Joe Thomas
Director

FINANCIAL STATEMENTS

Western Australian Swimming Association (Inc) Assets and Liabilities Statements for the Year Ended 30 June 2011

	Notes	2011 \$	2010 \$
Accumulated Funds			
General Funds - Opening Balance		861,569	609,492
Transfer to Special reserve		(436,000)	7,000
(Deficit)/ Excess of operating income over expenditure		(168,640)	245,077
Balance		256,929	861,569
Special reserves opening balance		130,340	130,340
Transfer from General Funds		436,000	-
Special reserves closing balance	2	566,340	130,340
Closing Balance		823,269	991,909
Current Assets			
Cash at bank and on deposit		882,401	994,813
Other		(6,967)	700
Payments in Advance		8,080	-
Receivables		128,154	28,495
		1,011,668	1,024,008
Non-Current Assets			
Investments		1,980	1,980
Plant & Equipment (at cost)		197,715	180,481
Less Accumulated Depreciation		134,499	94,383
		63,216	86,098
Work in Progress		-	10,000
Motor Vehicle (at cost)		2,696	40,924
Less Accumulated Depreciation		(1,123)	(13,768)
		1,573	27,156
Leasehold Improvements (at cost)		118,293	118,293
Less accumulated amortisation		(117,968)	(114,885)
		325	3,408
Total Non-Current Assets		67,094	128,642
Total Assets		1,078,762	1,152,650
Current Liabilities			
Trade and other payables		49,662	51,952
Prepaid Income	3	185,848	84,138
Unacquitted grants		6,500	-
Clubs in recess - Trust Account		241	241
Provision for holiday pay		13,242	24,410
Total Current Liabilities		255,493	160,741
Total Liabilities		255,493	160,741
Net Assets		823,269	991,909

FINANCIAL STATEMENTS

Western Australian Swimming Association (Inc) Income and Expenditure Statement for the Year Ended 30 June 2011

	Notes	2011 \$	2010 \$
Income			
Membership	4, A	442,214	413,788
Marketing	A	169,751	110,625
Government Grants	5	317,041	311,500
Technical Officials		7,364	7,636
Operations	6	50,559	37,816
Sale of Publications		6,208	5,831
Meetings/Functions/Board		15,813	7,577
Development	7	16,908	20,915
Swim Meets		231,747	216,913
Open Water Swimming		67,283	59,375
Learn to Swim	A	101,412	59,747
Coaching Programs		8,582	5,254
Profit on asset sale		2,079	-
		1,436,961	1,256,977
Expenditure			
Membership	A	95,010	66,729
Marketing	8, A	86,071	11,721
Country Swimming	9	537	11,273
Technical Officials		25,173	14,932
Operations	10, A	755,835	632,698
Publications	11	11,737	7,614
Internet		20,929	10,012
Meetings/Functions/Board		42,200	24,289
Development	12	95,901	94,799
High Performance Area		69,173	67,816
Swim Meets		161,950	141,986
Open Water Swimming	A	58,927	32,884
Learn to swim	A	97,686	29,292
Performance and development coaching	A	95,641	-
		1,616,770	1,146,045
Net Ordinary Income		(179,809)	110,932
Other Income/Expense			
Movement in Unaquitted Grants		-	142,137
Movement in Prov. Holiday Pay		11,169	(7,992)
Total Other Income		11,169	134,145
Surplus / (Deficit)		(168,640)	245,077

FINANCIAL STATEMENTS

Western Australian Swimming Association (Inc) Notes to the Financial Statements for the year ended 30 June 2011

1. Statement of Significant Accounting Policies

This report is a special purpose financial report prepared in order to satisfy the financial reporting requirements if the Associations Incorporation Act (Western Australia). The committee has determined that the association is not a reporting entity.

The financial report has been prepared in accordance with the requirements of the Associations Incorporation Act (Western Australia) and the following Australian Accounting Standards:

AASB 110	Events After the Reporting Period
AASB 1031	Materiality

No other applicable Accounting Standards or other authoritative pronouncements of the Australian Accounting Standards Board have been applied.

The financial report has been prepared on an accruals basis and is based on historic costs and does not take into account changing money values, or except where specifically stated, current valuations of non-current assets.

The following material accounting policies, which are consistent with the previous period unless otherwise stated, have been adopted in the preparation of this financial report.

(a) Grants and Sponsorship Monies

Grants and sponsorship are recognised on an accruals basis. These sponsorships have a strong historical link with the Association.

(b) Fixed Assets

Leasehold improvements and office equipment are carried at cost less, where applicable, any accumulated depreciation.

The depreciable amount of all fixed assets are depreciated over the useful lives of the assets to the association commencing from the time the asset is held ready for use. Leasehold improvements are amortised over the shorter of either the unexpired period of the lease or the estimated useful lives of the improvements.

(c) Clubs in Recess

Monies held on behalf of clubs which have ceased activities - repayable upon reconstitution of club.

(d) Income Tax

The Association, being a non-profit sporting organisation, is exempt from income tax.

(e) Annual Leave

Provision is made in respect of the Association's liability for annual leave.

(f) Investments

All investments are carried at cost.

	2011 \$	2010 \$
Note 2: Special Reserves		
Commonwealth Games Trust	-	80,000
Business Continuity Reserve	531,000	-
Bob Bestman Reserve	35,340	35,340
World Championship Reserve	-	10,000
Asset Replacement Reserve	-	5,000
Total	566,340	130,340
Note 3: Prepaid Income		
DSR	-	2,641
Healthway	55,784	57,384
Affiliation and Memberships	107,309	25,112
Other	22,755	-
	185,848	85,137
Note 4: Membership		
Affiliation	7,727	8,000
Capitation	429,673	400,424
Transfer	4,814	5,364
Total	442,214	413,788
Note 5: Government Grants		
Academy of Sport	45,000	45,000
Dept of Sport & Rec. (Core Fund)	140,000	140,000
Healthway	115,000	115,000
Other	17,041	11,500
Total	317,041	311,500
Note 6: Operations		
Interest	47,305	38,160
Other	3,254	(344)
Total	50,559	37,816
Note 7: Development		
Equipment Hire Income	-	2,445
Dive & Try	3,108	3,547
Go Club	12,000	12,382
Rec Swim	800	2,541
State Team Short Courses	1,000	-
	16,908	20,915

FINANCIAL STATEMENTS

	2011 \$	2010 \$
Note 8: Marketing		
Sponsor Servicing	2,118	796
Awards	1,000	-
Promotion	2,209	4,964
Pool Signage	4,917	5,725
Advertising	75,827	-
Other	-	236
Total	86,071	11,721
Note 9: Country Swimming		
Dept of Family & Housing Grant	-	8,000
Other	537	3,273
Total	537	11,273
Note 10: Operations		
Salaries	512,301	424,970
Insurance	34,691	27,102
Fringe Benefits Tax	-	1,694
Communication	19,847	19,288
Stationery	8,756	7,463
Postage	3,359	4,902
Printing & Copying	20,012	19,812
Repairs & Maintenance	1,638	938
Rent	8,287	8,007
Motor Vehicle	29,329	14,916
Audit & Accounting	4,658	2,215
General Expenses	4,395	3,311
Memberships	1,992	2,265
Professional Development	15,350	5,405
Legal Fees	4,930	1,101
Depreciation	42,902	34,385
Other	43,388	54,924
Total	755,835	632,698

	2011 \$	2010 \$
Note 11: Publications		
Almanacs	9,753	6,538
Annual Reports	1,984	1,076
Total	11,737	7,614
Note 12: Development		
Development Squads	2,958	3,866
Club Development	3,572	7,427
Dive & Try	11,972	8,897
Fisher & Paykel	3,526	2,018
SunSmart Performance Clinics	4,494	14,572
State Teams Short Course	18,944	10,069
Junior Excellence Program	1,126	600
DSR Officials Training	11,009	3,841
DSR Academy of Sport	36,051	39,328
Development Equipment	-	1,748
Rec Swim	2,249	2,433
Total	95,901	94,799

“ The Swimming WA Board and Staff would like to thank our members, sponsors, government partners and stakeholders for their ongoing support throughout 2010/2011.

The success of our sport relies on your support. Congratulations to all of our swimmers, coaches, officials and volunteers on an outstanding year and best of luck for the new season.”

The team at  swimmingwa

CONTACT US

PO Box 205, Leederville WA 6903
T +61 8 9328 4599 F +61 8 9227 6089

www.wa.swimming.org.au